

Principal China New Energy Innovation Fund - Class D

31 March 2026

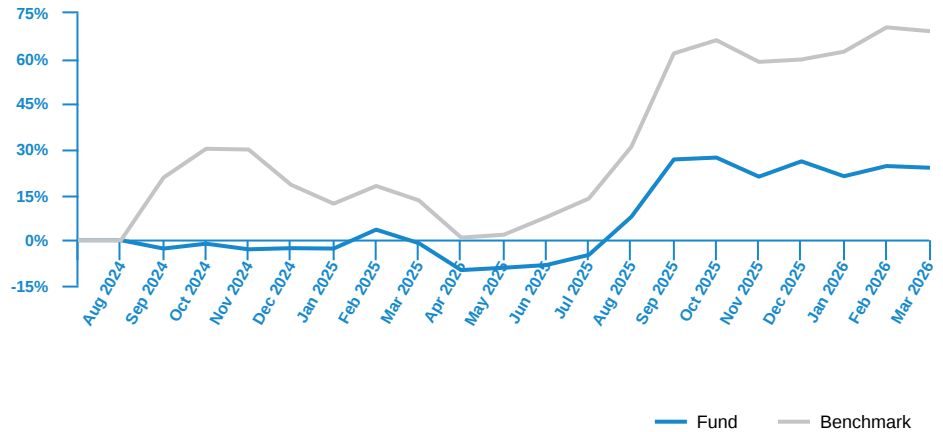
Fund Objective

The Fund aims to provide capital growth and income through investments in one collective investment scheme which invests primarily in listed companies related to the new energy industry. The Fund is a feeder fund that invests at least 96% of its NAV into CCB Principal China New Energy Innovation Fund (Target Fund) and Up to 4% of its NAV in liquid assets. As the Fund is a qualified sustainable and responsible investment fund, the investments of the Fund will be subject to the ESG integration methodology in accordance to the United Nations sponsored Principles for Responsible Investment, including the selection, retention and realisation of the Fund's investments.

Fund Information

ISIN Code	MYU0100A8750
Lipper ID	68824709
Bloomberg Ticker	PRCHID MK
Domicile	Malaysia
Currency	MYR
Base Currency	USD
Fund Inception	26 Aug 2024
Benchmark	CSI New Energy CNY
Application Fee	Up to 5.00% of the NAV per unit
Management Fee	1.80% p.a. of the NAV of the Class
Trustee Fee	0.03% p.a. of the NAV of the Fund
Fund Size (MYR)	MYR 3.88 million
Fund Unit	3.13 million units
NAV per unit (As at 31 Mar 2026)	MYR 1.2397
Initial Offering Period (IOP) Date	17 Sep 2024
Initial Offering Period (IOP) Price	MYR 1.00

Fund Performance



Past performance does not guarantee future results. Asset allocation and diversification do not ensure a profit or protect against a loss.

Cumulative Performance (%)								
	YTD	1M	3M	6M	1Y	3Y	5Y	Since Inception
Fund	-1.67	-0.44	-1.67	-2.15	25.17	N/A	N/A	23.97
Benchmark	5.87	-0.73	5.87	4.56	49.40	N/A	N/A	72.86

Calendar Year Returns (%)							
	2025	2024	2023	2022	2021	2020	
Fund	29.49	N/A	N/A	N/A	N/A	N/A	
Benchmark	35.03	N/A	N/A	N/A	N/A	N/A	

Note: August 2024 to March 2026.

Performance data represents the combined income & capital return as a result of holding units in the fund for the specified length of time, based on bid to bid prices. Earnings are assumed to be reinvested.

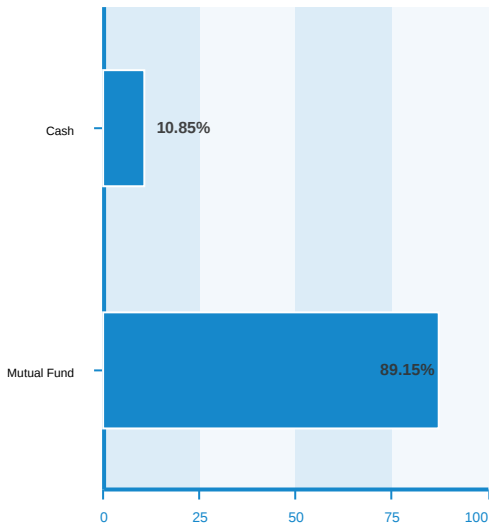
Annualised yield is calculated as the most recent monthly dividend distribution multiplied by the Fund's dividend frequency and divided by the latest NAV.

Source : Lipper

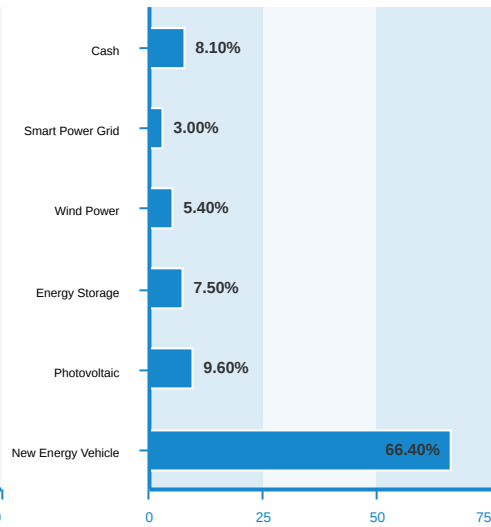
Top Holdings *	Country	% of Net Assets	Fund Risk Statistics
Contemporary Amperex Technology	China	9.00	Beta -
Guangzhou Tinci Materials Technology	China	6.80	Information Ratio -
Sungrow Power Supply	China	6.50	Sharpe Ratio -
Shenzhen Envicool Technology	China	5.40	(3 years monthly data)
Yunnan Energy New Material	China	4.70	
Zhejiang Sanhua Intelligent Controls	China	3.80	
Hunan Yuneng New Energy Battery Material	China	3.60	
Shijiazhuang Shangtai Technology	China	3.50	
WUS Printed Circuit	China	3.00	
CMOC Group	China	2.40	

The holdings listed do not constitute a recommendation to purchase or sell a particular security. Any repeated issuer shown means same issuer with different coupon rate and/or maturity date. Cash and/or derivative positions that are not part of the core investment strategy will not be reflected in the top holdings list.

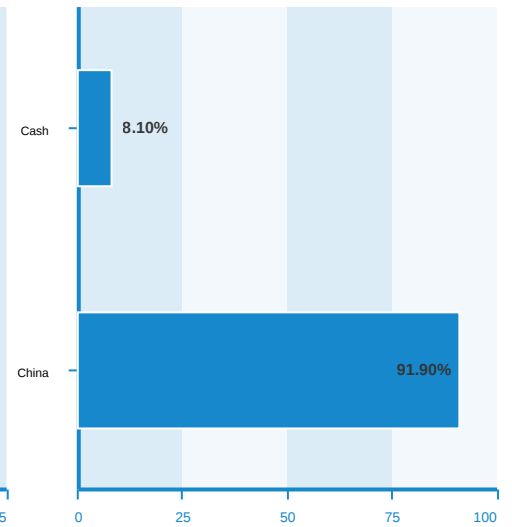
Asset Allocation (%)



Sector Allocation (%) *



Regional Allocation (%) *



* Of the target fund

Fund holdings and allocations shown are unaudited and may not be representative of current or future investments. Percentages may not add up to 100% due to rounding and/or inclusion or exclusion of cash will not be reflected in the top holdings list.

We recommend that you read and understand the contents of the Prospectus Issue No. 1 for the Principal China New Energy Innovation Fund is dated 26 August 2024 which has been deposited with Securities Commission Malaysia before investing and that you keep the said Prospectus for your record. Any issue of units to which the Prospectus relates will only be made upon receipt of the completed application form referred to in and accompanying the Prospectus, subject to the terms and conditions therein. The general risks are returns not guaranteed, market risk, inflation risk, and loan financing risk. The specific risks of the fund are currency risk, Fund manager risk, country risk and sector risk. You can obtain a copy of the Prospectus from the head office of Principal Asset Management Berhad or from any of our approved distributors. Product Highlight Sheet ("PHS") is available and that investors have the right to request for a PHS; and the PHS and any other product disclosure document should be read and understood before making any investment decision. There are fees and charges involved in investing in the funds. We suggest that you consider these fees and charges carefully prior to making an investment. Unit prices and income distributions, if any, may fall or rise. Past performance is not reflective of future performance and income distributions are not guaranteed. You are also advised to read and understand the contents of the Financing for Investment in Unit Trust Risk Disclosure Statement/Unit Trust Loan Financing Risk Disclosure Statement before deciding to obtain financing to purchase units. All performance figures have been extracted from Lipper.

Carefully consider a fund's objective, risks, charges and expenses.

Visit www.principal.com.my for a prospectus containing this and other information. Please read it carefully before investing.