

Principal China Multi Asset Income Fund (formerly known as CIMB-Principal China Multi Asset Income Fund)-Class AUD Hedged

30 November 2020

Fund Objective

The Fund aims to provide income and moderate capital growth through investments in one CIS, which invests primarily in a diversified portfolio of securities related to China.

Currency: AUD ISIN Code: MYU1003FY000

Bloomberg Ticker: CIMCMAH:MK

Fund Information

Domicile Malaysia

Base Currency US Dollar (USD)

Fund Inception 2 July 2018

Benchmark The Fund adheres to the benchmark of the Target Fund for performance comparison. The benchmark of the Target Fund is 50% MSCI China Net + 50% Markit iBoxx Asia Local Bond Index China Offshore for comparison purpose.

Application Fee Principal Agency Distributor: Up to 6.50% of the NAV per unit IUTA: Up to 5.50% of the NAV per unit

Management Fee Up to 1.80% per annum of the NAV of the Class

Trustee Fee 0.04% per annum of the NAV of the Fund

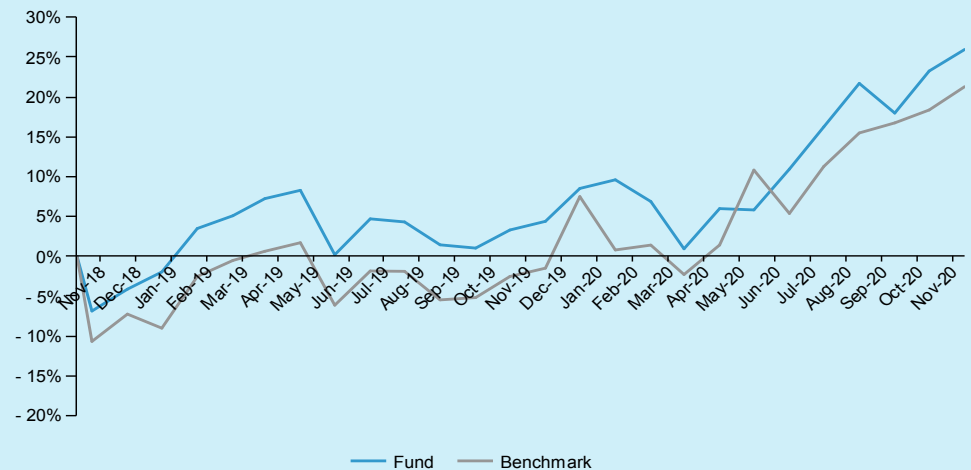
Fund Size (AUD) AUD 0.00 million

NAV per unit (As at 30 November 2020) AUD 1.2596

Distribution Frequency Quarterly

Trustee HSBC (Malaysia) Trustee Berhad

Fund Performance



Past performance does not guarantee future results. Asset allocation and diversification do not ensure a profit or protect against a loss.

Cumulative Performance (%)

	YTD	1 Month	3 Months	6 Months	1-Year	3-Year	5-Year	Since Inception
Fund	16.07	2.20	3.50	19.03	20.66	N/A	N/A	25.96
Benchmark	17.80	2.46	5.02	21.19	23.68	N/A	N/A	21.29

Calendar Year Returns (%)

	2019	2018	2017	2016	2015	2014
Fund	10.69	N/A	N/A	N/A	N/A	N/A
Benchmark	17.27	N/A	N/A	N/A	N/A	N/A

Note: July 2018 to November 2020.

Performance data represents the combined income & capital return as a result of holding units in the fund for the specified length of time, based on bid to bid prices. Earnings are assumed to be reinvested.

Source : Lipper

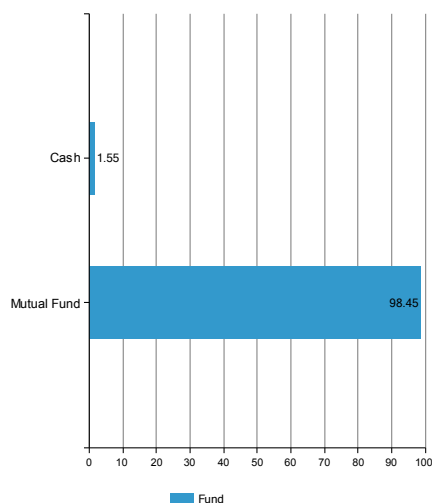
Top 10 Holdings *

	Country	% of net assets
TENCENT HOLDINGS LTD	China	7.23
ALIBABA GROUP HOLDING LTD**	China	5.84
PING AN	China	2.30
MEITUAN	China	2.22
ALIBABA GROUP HOLDING LTD**	China	1.76
CHINA MERCHANTS BANK CO LTD	China	1.76
CHINA CONSTRUCTION BANK CORP	China	1.58
LUXSHARE PRECISIONIndustr	China	1.50
ICBC	China	1.49
NEW ORIENTAL EDUCATION & TECHN	China	1.44

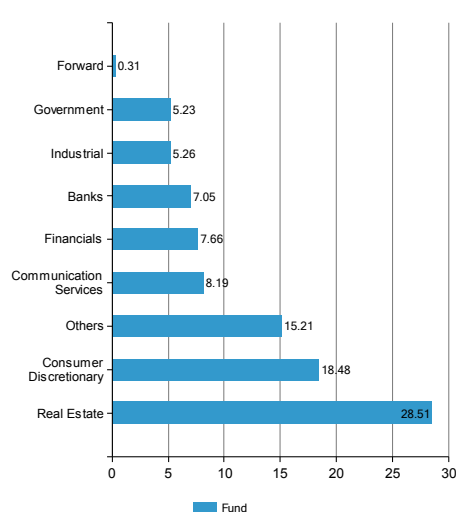
**Same issuer with different maturity date and coupon rate

The holdings listed do not constitute a recommendation to purchase or sell a particular security. Cash and/or derivative positions that are not part of the core investment strategy will not be reflected in the top holdings list.

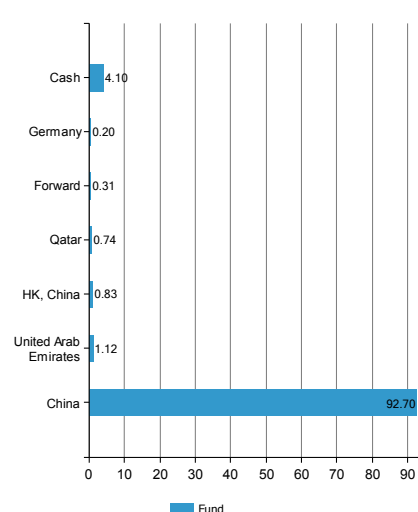
Asset Allocation (%)



Sector Allocation (%) *



Regional Allocation (%) *



* Of the target fund

Source: Factset. Fund holdings and allocations shown are unaudited and may not be representative of current or future investments. Percentages may not add up to 100% due to rounding and/or inclusion or exclusion of cash will not be reflected in the top holdings list.

We recommend that you read and understand the contents of the Principal China Multi Asset Income Fund (formerly known as CIMB-Principal China Multi Asset Income Fund) Information Memorandum No.2 dated 31 December 2019, which have been deposited with Securities Commission Malaysia before investing and that you keep the said Information Memorandum for your record. Any issue of units to which the Information Memorandum relates will only be made upon receipt of the completed application form referred to in and accompanying the Information Memorandum, subject to the terms and conditions therein. The principal risks are returns not guaranteed, market risk, inflation risk and loan financing risk. The specific risks of the Target Fund are currency risk, Fund manager's risk and country risk. You can obtain a copy of the Information Memorandum from the head office of Principal Asset Management Berhad or from any of our approved distributors. We suggest that you consider these fees and charges carefully prior to making an investment. Unit prices and income distributions, if any, may fall or rise. Past performance is not reflective of future performance and income distributions are not guaranteed. Product Highlight Sheet ("PHS") is available and that investors have the right to request for a PHS; and the PHS and any other product disclosure document should be read and understood before making any investment decision. There are fees and charges involved in investing in the funds. We suggest that you consider these fees and charges carefully prior to making an investment. Unit prices and income distributions, if any, may fall or rise. Past performance is not reflective of future performance and income distributions are not guaranteed. You are also advised to read and understand the contents of the Financing for Investment in Unit Trust Risk Disclosure Statement/Unit Trust Loan Financing Risk Disclosure Statement before deciding to borrow to purchase units. All performance figures have been extracted from Lipper. Where a unit split/distribution is declared, investors are advised that following the issue of additional units /distribution, the NAV per unit will be reduced from pre-unit split NAV/cum-distribution NAV to post-unit split NAV/ex-distribution NAV; and where a unit split is declared, the value of your investment will remain unchanged after the distribution of the additional units.

Carefully consider a fund's objective, risks, charges and expenses.

Visit www.principal.com.my for a prospectus containing this and other information. Please read it carefully before investing.

Principal Asset Management Berhad

10th Floor, Bangunan CIMB, Jalan Semantan Damansara Heights, 50490 Kuala Lumpur.

Tel: (603) 2084 8888 Fax: (603) 2084 8899 Website: www.principal.com.my