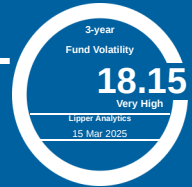


Principal Biotechnology Discovery Fund - Class SGD-Hedged

31 March 2025



Fund Objective

The Fund aims to achieve capital appreciation through investments in one collective investment scheme, which invests in biotechnology related securities. In order to achieve its investment objective, the Fund will invest at least 95% of its NAV in the Franklin Biotechnology Discovery Fund Class I (Accumulation) USD (Target Fund). The Fund may also invest up to 5% of its NAV in liquid assets for liquidity purpose. The Target Fund invests principally in equity securities of biotechnology companies and discovery research firms located in the USA and other countries, and to a lesser extent in debt securities of any type of issuers worldwide.

Lipper Score

Total Return

2

Consistent Return

2

Morningstar Rating

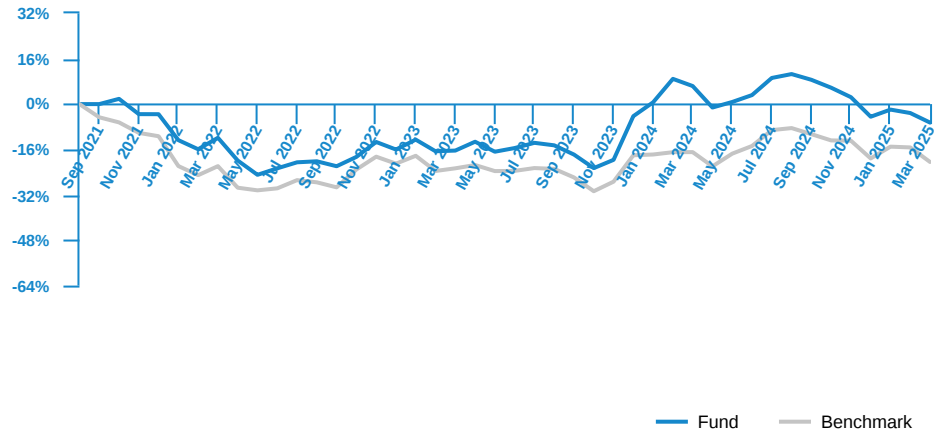
Sustainability



Fund Information

ISIN Code	MYU0100A0906
Lipper ID	68672508
Bloomberg Ticker	PRPBDSH MK
Domicile	Malaysia
Currency	SGD
Base Currency	USD
Fund Inception	15 Sep 2021
Benchmark	NASDAQ Biotechnology Index
Application Fee	Up to 5.00% of the NAV per unit
Management Fee	1.80% p.a. of the NAV
Trustee Fee	0.03% p.a. of the NAV
Fund Size (SGD)	SGD 852.14 thousand
Fund Unit	0.94 million units
NAV per unit (As at 28 Mar 2025)	SGD 0.9348
Initial Offering Period (IOP) Date	6 Oct 2021
Initial Offering Period (IOP) Price	SGD 1.00

Fund Performance



Past performance does not guarantee future results. Asset allocation and diversification do not ensure a profit or protect against a loss.

Cumulative Performance (%)								
	YTD	1M	3M	6M	1Y	3Y	5Y	Since Inception
Fund	-2.17	-3.48	-2.17	-13.90	-12.12	6.07	N/A	-6.52
Benchmark	-1.54	-6.06	-1.54	-10.98	-4.19	1.88	N/A	-20.41

Calendar Year Returns (%)						
	2024	2023	2022	2021	2020	2019
Fund	-0.20	14.00	-12.92	N/A	N/A	N/A
Benchmark	-1.37	3.74	-10.91	N/A	N/A	N/A

Note: September 2021 to March 2025.

Performance data represents the combined income & capital return as a result of holding units in the fund for the specified length of time, based on bid to bid prices. Earnings are assumed to be reinvested.

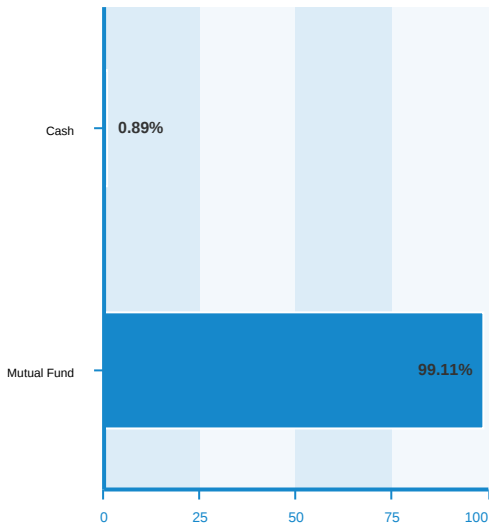
Annualised yield is calculated as the most recent monthly dividend distribution multiplied by the Fund's dividend frequency and divided by the latest NAV.

Source : Lipper

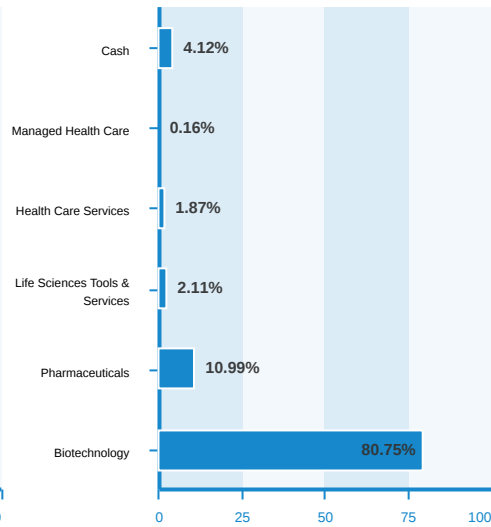
Top Holdings *	Country	% of Net Assets	Fund Risk Statistics	
Amgen Inc	United States	7.81	Beta	1.08
Gilead Sciences Inc	United States	7.70	Information Ratio	0.05
Vertex Pharmaceuticals Inc	United States	7.56	Sharpe Ratio	-0.03
Regeneron Pharmaceuticals Inc	United States	5.35	(3 years monthly data)	
Ascendis Pharma A/S	Denmark	4.36		
Jazz Pharmaceuticals PLC	United States	4.04		
Argenx SE	Netherlands	3.74		
PTC Therapeutics Inc	United States	2.98		
Benitec Biopharma Inc	United States	2.93		
Merus NV	Netherlands	2.86		

The holdings listed do not constitute a recommendation to purchase or sell a particular security. Any repeated issuer shown means same issuer with different coupon rate and/or maturity date. Cash and/or derivative positions that are not part of the core investment strategy will not be reflected in the top holdings list.

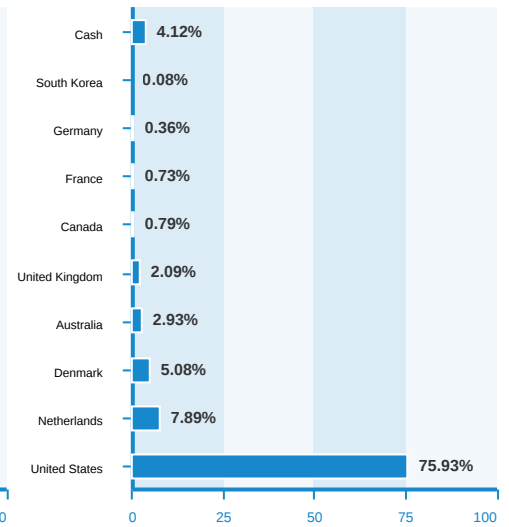
Asset Allocation (%)



Sector Allocation (%) *



Regional Allocation (%) *



* Of the target fund

Fund holdings and allocations shown are unaudited and may not be representative of current or future investments. Percentages may not add up to 100% due to rounding and/or inclusion or exclusion of cash will not be reflected in the top holdings list.

We recommend that you read and understand the contents of the Prospectus for the Principal Biotechnology Discovery Fund Issue No. 2 dated 3 July 2023 which has been deposited with Securities Commission Malaysia before investing and that you keep the said Prospectus for your record. Any issue of units to which the Prospectus relates will only be made upon receipt of the completed application form referred to in and accompanying the Prospectus, subject to the terms and conditions therein. The general risks are returns not guaranteed, market risk, inflation risk, and loan financing risk. The specific risks of the fund are currency risk, Fund manager risk, country risk and sector risk. You can obtain a copy of the Prospectus from the head office of Principal Asset Management Berhad or from any of our approved distributors. Product Highlight Sheet ("PHS") is available and that investors have the right to request for a PHS; and the PHS and any other product disclosure document should be read and understood before making any investment decision. There are fees and charges involved in investing in the funds. We suggest that you consider these fees and charges carefully prior to making an investment. Unit prices and income distributions, if any, may fall or rise. Past performance is not reflective of future performance and income distributions are not guaranteed. You are also advised to read and understand the contents of the Financing for Investment in Unit Trust Risk Disclosure Statement/Unit Trust Loan Financing Risk Disclosure Statement before deciding to obtain financing to purchase units. All performance figures have been extracted from Lipper.

Carefully consider a fund's objective, risks, charges and expenses.

Visit www.principal.com.my for a prospectus containing this and other information. Please read it carefully before investing.