

Principal Asia Pacific Dynamic Mixed Asset Fund (formerly known as CIMB-Principal Asia Pacific Dynamic Mixed Asset Fund)-Class MYR

28 February 2021



Fund Objective

The Fund aims to provide income and capital appreciation by investing in equities, debt securities, money market instruments and/or deposits.

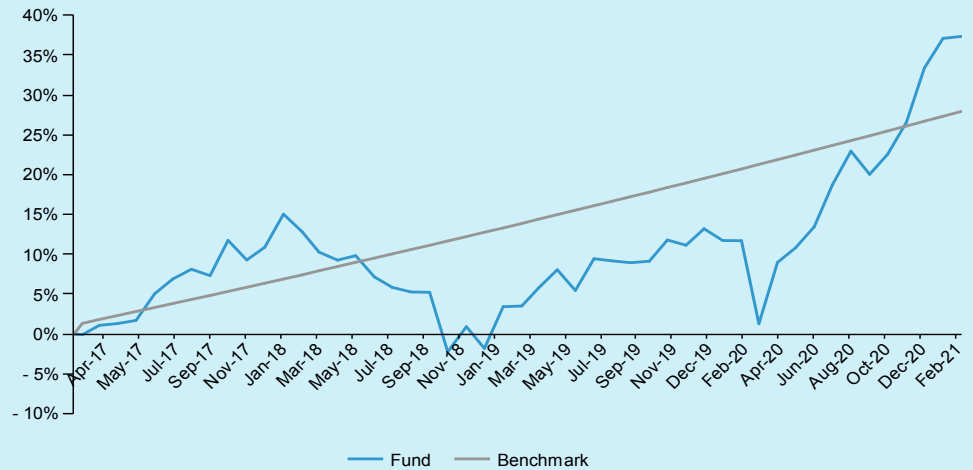
Currency: MYR **ISIN Code:** MYU1000FZ003

Bloomberg Ticker: CIAPDMA MK

Fund Information

Domicile	Malaysia
Base Currency	Ringgit Malaysia (MYR)
Fund Inception	9 January 2017
Benchmark	Fund has a target return of six percent (6%) per annum.
Application Fee	Principal Agency Distributor: Up to 6.50% of the NAV per unit IUTAs: Up to 5.50% of the NAV per unit
Management Fee	1.80% per annum of the NAV of the Class in Malaysia
Trustee Fee	Up to 0.05% per annum
Fund Size (MYR)	MYR 72.89 million
NAV per unit (As at 28 February 2021)	MYR 1.2752

Fund Performance



Past performance does not guarantee future results. Asset allocation and diversification do not ensure a profit or protect against a loss.

Cumulative Performance (%)

	YTD	1 Month	3 Months	6 Months	1-Year	3-Year	5-Year	Since Inception
Fund	2.99	0.19	8.54	11.72	22.96	21.72	N/A	37.35
Benchmark	0.98	0.49	1.47	2.96	6.00	19.10	N/A	27.94

Calendar Year Returns (%)

	2020	2019	2018	2017	2016	2015
Fund	17.80	15.30	-11.45	N/A	N/A	N/A
Benchmark	6.00	6.00	6.00	N/A	N/A	N/A

Most Recent Fund Distributions

	2020 Mar	2018 Apr
Gross (Sen/Unit)	1.65	4.68
Annualised Yield (%)	1.62	4.21

Note: January 2017 to February 2021.

Performance data represents the combined income & capital return as a result of holding units in the fund for the specified length of time, based on bid to bid prices. Earnings are assumed to be reinvested.

Annualised yield is calculated as the most recent monthly dividend distribution multiplied by the Fund's dividend frequency and divided by the latest NAV.

Source : Lipper

Top 10 Holdings

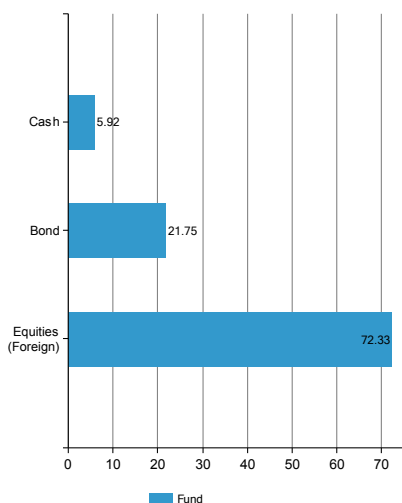
	Country	% of net assets
Indonesia Government	Indonesia	5.87
Reliance Industries Ltd	India	4.69
Tencent Hldg Ltd	HK, China	3.88
LG Chem Ltd	South Korea	3.86
Xinyi Glass Hldg Co. Ltd	HK, China	3.57
LBS Bina Group Bhd	Malaysia	3.47
Mah Sing Group Bhd	Malaysia	3.43
WuXi AppTec Co Ltd	China	3.30
Samsung Electronics Co. Ltd	South Korea	3.26
Keppel DC REIT	Singapore	2.45

The holdings listed do not constitute a recommendation to purchase or sell a particular security. Cash and/or derivative positions that are not part of the core investment strategy will not be reflected in the top holdings list.

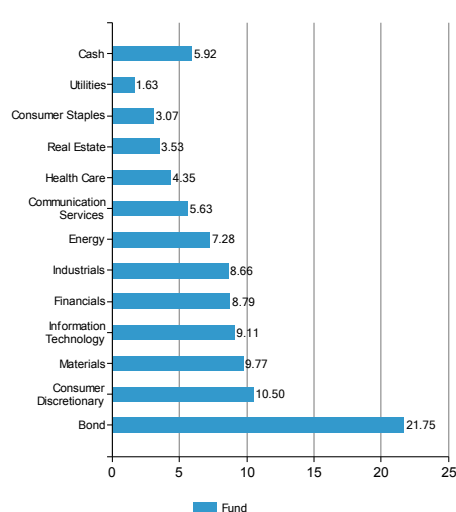
Fund Risk Statistics

Beta	0.00
Information Ratio	0.15
Sharpe Ratio	0.39
3 years monthly data	

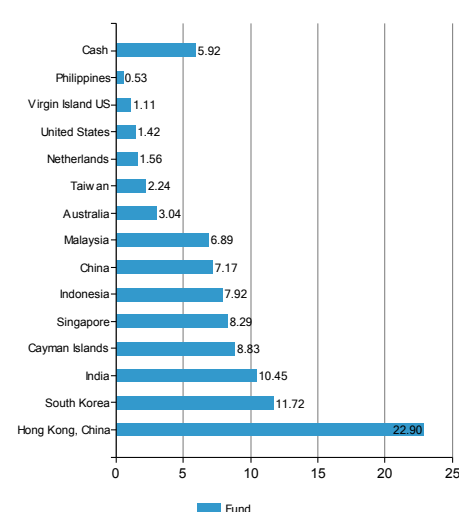
Asset Allocation (%)



Sector Allocation (%)



Regional Allocation (%)



Source: Factset. Fund holdings and allocations shown are unaudited and may not be representative of current or future investments. Percentages may not add up to 100% due to rounding and/or inclusion or exclusion of cash will not be reflected in the top holdings list.

Fund Manager's Report

February was a volatile month, with APDMA increasing its NAV/unit by 19bps in MYR terms. Asian equities rose 1.63% led by India (+4.82%), Taiwan (+4.82%) and Singapore (+2.85%). Optimism about the strength of economic recovery and prospects of vaccine rollout contributed to optimism over equities.

We retain a preference for Asian equities over Asian bonds, given the bullish prospects of corporate earnings recovery. Overall monetary and fiscal environments remain supportive for asset pricing growth. APDMA is currently holding 73% in equities, with 19% in China, 11% in Korea and 11% in India. We increased weight in financials in view of rising Net Interest Margins amidst economic recovery.

*Based on the fund's portfolio returns as at 15 February 2021, the Volatility Factor (VF) for this fund is 11.550 and is classified as "Moderate" (source: FIMM). The VF means there is a possibility for the fund in generating an upside return or downside return around this VF. The Volatility Class (VC) is assigned by FIMM based on quintile ranks of VF for qualified funds. VF is subject to monthly revision and VC will be revised every six months. The fund's portfolio may have changed since this date and there is no guarantee that the fund will continue to have the same VF or VC in the future. Presently, only funds launched in the market for at least 36 months will display the VF and its VC.

We recommend that you read and understand the contents of the Principal Asia Pacific Dynamic Mixed Asset Fund (formerly known as CIMB-Principal Asia Pacific Dynamic Mixed Asset Fund) Prospectus Issue No. M3 dated 16 January 2020 which has been duly registered with the Securities Commission Malaysia, before investing and that you keep the said Fund Prospectus for your record. Any issue of units to which the Fund Prospectus relates will only be made upon receipt of the completed application form referred to in and accompanying the Fund Prospectus, subject to the terms and conditions therein. Investments in the Fund are exposed to country risk, credit and default risk, currency risk, interest rate risk, liquidity risk, risk of investing in emerging markets and stock specific risk. You can obtain a copy of the Fund Prospectus from the head office of Principal Asset Management Berhad or from any of our approved distributors. Product Highlight Sheet ("PHS") is available and that investors have the right to request for a PHS; and the PHS and any other product disclosure document should be read and understood before making any investment decision. There are fees and charges involved in investing in the funds. We suggest that you consider these charges carefully prior to making an investment. Unit prices and income distributions, if any, may fall or rise. Past performance is not reflective of future performance and income distributions are not guaranteed. You are advised to read and understand the contents of the Unit Trust Loan Financing Risk Disclosure Statement before deciding to borrow to purchase units. Where a unit split/distribution is declared, investors are advised that following the issue of additional units/distribution, the NAV per unit will be reduced from pre-unit split NAV/cum-distribution NAV to post-unit split NAV/ex-distribution NAV; and where a unit split is declared, the value of your investment in Malaysian ringgit will remain unchanged after the distribution of the additional units.

Carefully consider a fund's objective, risks, charges and expenses. Visit www.principal.com.my for a prospectus containing this and other information. Please read it carefully before investing.