

CIMB Islamic Al-Azzam Equity Fund

30 November 2019

Available under the EPF Members Investment Scheme.



Fund Objective

The Fund aims to achieve consistent capital growth over the medium to long-term.

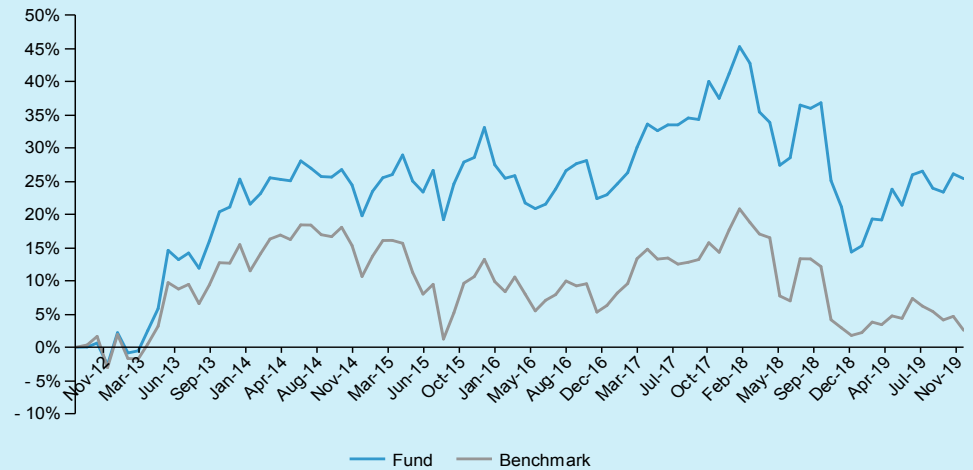
Currency: MYR ISIN Code: MYU1000DS002

Bloomberg Ticker: CIMIAAE MK

Fund Information

Location	Malaysia
Domicile	Malaysia
Fund Currency	Ringgit Malaysia
Fund Size	MYR 104.41 million
Fund Unit	410.33 million units
Fund Launch	1 August 2012
Benchmark	FTSE Bursa Malaysia EMAS Shariah Index
Dealing	Daily (as per Bursa Malaysia trading day)
Application Fee	IUTAs: 5.50% of NAV per unit Principal Agency Distributor: 6.50% of NAV per unit
Management Fee	1.50% p.a. of the NAV
Trustee Fee	0.05% p.a. of the NAV
Unit NAV (MYR)	MYR 0.2544

Fund Performance



Past performance does not guarantee future results. Asset allocation and diversification do not ensure a profit or protect against a loss.

Cumulative Performance (%)

	YTD	1 Month	3 Months	6 Months	1-Year	3-Year	5-Year	Since Inception
Fund	9.66	-0.59	1.15	3.29	3.50	2.46	0.76	25.39
Benchmark	0.77	-2.01	-2.68	-1.72	-0.35	-2.59	-11.08	2.56

Calendar Year Returns (%)

	2018	2017	2016	2015	2014	2013
Fund	-19.03	14.84	-7.60	11.08	-4.40	22.62
Benchmark	-13.52	10.72	-6.14	2.35	-4.17	13.29

Most Recent Fund Distributions

	2018 Apr
Gross (Sen/Unit)	2.30
Annualised Yield (%)	7.33

Note: August 2012 to November 2019.

Performance data represents the combined income & capital return as a result of holding units in the fund for the specified length of time, based on bid to bid prices. Earnings are assumed to be reinvested.

Annualised yield is calculated as the most recent monthly dividend distribution multiplied by the Fund's dividend frequency and divided by the latest NAV.

Source : Lipper

Top 10 Holdings

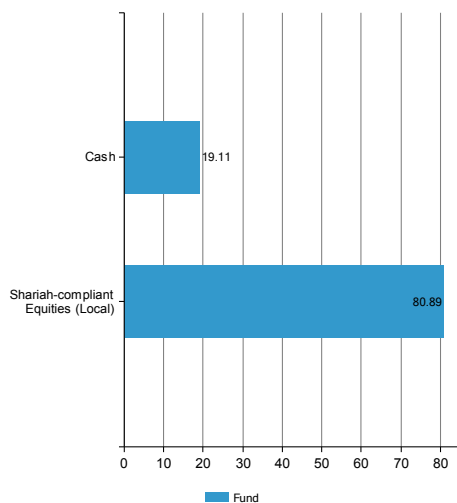
	Country	% of net assets
Tenaga Nasional Bhd	Malaysia	7.77
Sime Darby Plantation Bhd	Malaysia	5.40
Kuala Lumpur Kepong Bhd	Malaysia	5.40
IOI Corp Bhd	Malaysia	3.93
Dialog Group Bhd	Malaysia	3.84
BIMB Hldg Bhd	Malaysia	3.37
Axiata Group Bhd	Malaysia	3.28
Yinson Hldgs Bhd	Malaysia	3.28
Sime Darby Property Bhd	Malaysia	2.89
DRB-Hicom Bhd	Malaysia	2.72

The holdings listed do not constitute a recommendation to purchase or sell a particular security. Cash and/or derivative positions that are not part of the core investment strategy will not be reflected in the top holdings list.

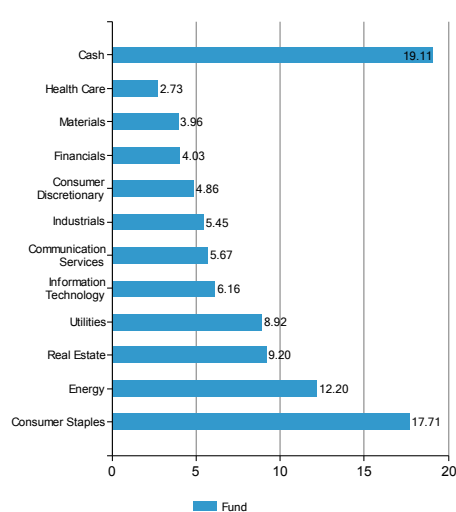
Fund Risk Statistics

Beta	1.05
Information Ratio	0.25
Sharpe Ratio	-0.29
3 years monthly data	

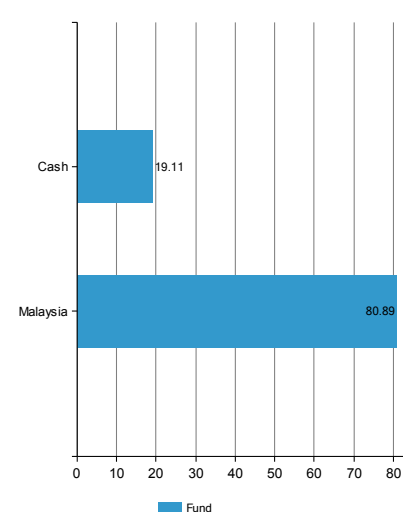
Asset Allocation (%)



Sector Allocation (%)



Regional Allocation (%)



Source: Factset. Fund holdings and allocations shown are unaudited and may not be representative of current or future investments. Percentages may not add up to 100% due to rounding and/or inclusion or exclusion of cash will not be reflected in the top holdings list.

Fund Manager's Report

The Fund declined by 0.54% in November 2019, outperforming the benchmark by 1.42%. Stocks selection in Consumer Goods, Industrials, Oil & Gas, Healthcare and Technology contributed positively. YTD, the fund has outperformed the Benchmark by 8.89%.

Going into 2020, we expect Malaysian economic growth to remain moderate due to external headwinds from the ongoing US-China trade tension. That said, this will be mitigated by more growth-oriented Budget 2020 and accommodating monetary policy. While political and regulatory risks remain elevated, we do not believe that this will deteriorate further. We expect GLC reforms to take centre stage again following a slew of leadership changes in GLICs and GLCs since the general election in May 2018. Malaysia is also benefiting from trade diversion with the increase in FDIs flow, but the government would need to do more to restore business and consumer confidence in order to boost both domestic investment and consumption. On corporate earnings, we take comfort from the stabilization in consensus earnings expectation following earlier sharp cuts. In fact, we expect KLCI earnings to rebound by 6.9% in 2020 driven by the banks and plantation sectors. Malaysia experienced the largest monthly outflow in November since August 2019 with a net outflow of USD370.4m which coincides with MSCI EM rebalancing during the month. YTD, Malaysia saw the largest net outflow of USD2.39bn among ASEAN markets. Positively, foreign shareholding in Malaysia has declined to 22.9% in Sep, which is close to a 10-year low. This suggests that foreign net outflow should ease going forward.

Despite moderate growth outlook, we upgrade Malaysia to OVERWEIGHT as we turn constructively more positive going into 2020. KLCI's valuation has now dipped to 15.4x which is at -1 standard deviation. We believe earnings downside risk has narrowed significantly following recent cuts which is further supported by undemanding valuation now. As such, we take a barbell approach on high yield sectors like REITs, Telecommunication and utilities and increasing our exposure on cyclical growth sectors like plantation, oil and gas and the technology sectors.

*Based on the fund's portfolio returns as at 15 November 2019, the Volatility Factor (VF) for this fund is 10.840 and is classified as "High" (source: Lipper). "High" includes funds with VF that are above 8.845 but not more than 11.185. The VF means there is a possibility for the fund in generating an upside return or downside return around this VF. The Volatility Class (VC) is assigned by Lipper based on quintile ranks of VF for qualified funds. VF is subject to monthly revision and VC will be revised every six months. The fund's portfolio may have changed since this date and there is no guarantee that the fund will continue to have the same VF or VC in the future. Presently, only funds launched in the market for at least 36 months will display the VF and its VC.

We recommend that you read and understand the contents of the Master Prospectus (Shariah-Compliant Funds) Issue No. 10 dated 30 June 2017, which has been duly registered with the Securities Commission Malaysia, before investing and that you keep the said Master Prospectus (Shariah-Compliant Funds) for your records. Any issue of units to which the Master Prospectus (Shariah-Compliant Funds) relates will only be made upon receipt of the completed application form referred to in and accompanying the Master Prospectus (Shariah-Compliant Funds), subject to the terms and conditions therein. Investments in the Fund are exposed to credit and default risk, interest rate risk, liquidity risk and stock specific risk. You can obtain a copy of the Master Prospectus (Shariah-Compliant Funds) from the head office of Principal Asset Management Berhad (formerly known as CIMB-Principal Asset Management Berhad) or from any of our approved distributors. Product Highlight Sheet ("PHS") is available and that investors have the right to request for a PHS; and the PHS and any other product disclosure document should be read and understood before making any investment decision. There are fees and charges involved in investing in the funds. We suggest that you consider these fees and charges carefully prior to making an investment. Unit prices and income distributions, if any, may fall or rise. Past performance is not reflective of future performance and income distributions are not guaranteed. You are also advised to read and understand the contents of the Financing for Investment in Unit Trust Risk Disclosure Statement before deciding to obtain financing to purchase units. Where a unit split/distribution is declared, you are advised that following the issue of additional units/distribution, the NAV per unit will be reduced from pre-unit split NAV/cum-distribution NAV to post-unit split NAV/ex-distribution NAV; and where a unit split is declared, the value of your investment in Malaysian ringgit will remain unchanged after the distribution of the additional units.

Carefully consider a fund's objective, risks, charges and expenses.

Visit www.principal.com.my for a prospectus containing this and other information. Please read it carefully before investing.

Principal Asset Management Berhad

10th Floor, Bangunan CIMB, Jalan Semantan Damansara Heights, 50490 Kuala Lumpur.

Tel: (603) 2084 8888 Fax: (603) 2084 8899 Website: www.principal.com.my