

CIMB-Principal Preferred Securities Fund-Class MYR

30 November 2019

Fund Objective

The Fund aims to achieve income and capital appreciation primarily through investment in preferred securities.

Currency: MYR ISIN Code: MYU1000FX008

Bloomberg Ticker: CIPSECM MK

Fund Information

Domicile: Malaysia
Base Currency: US Dollar (USD)
Fund Inception: 11 January 2017

Benchmark: Adheres to the benchmark of the Target Fund for performance comparison. The benchmark is translated into share class currency.

Application Fee: Principal Agency Distributor: Up to 3.50% of the NAV per Unit IUTAs: Up to 3.50% of the NAV per Unit

Management Fee: Up to 1.50% per annum of the NAV of the Class in Malaysia

Trustee Fee: 0.04% per annum of the NAV of the Class

Switching Fee: MYR100

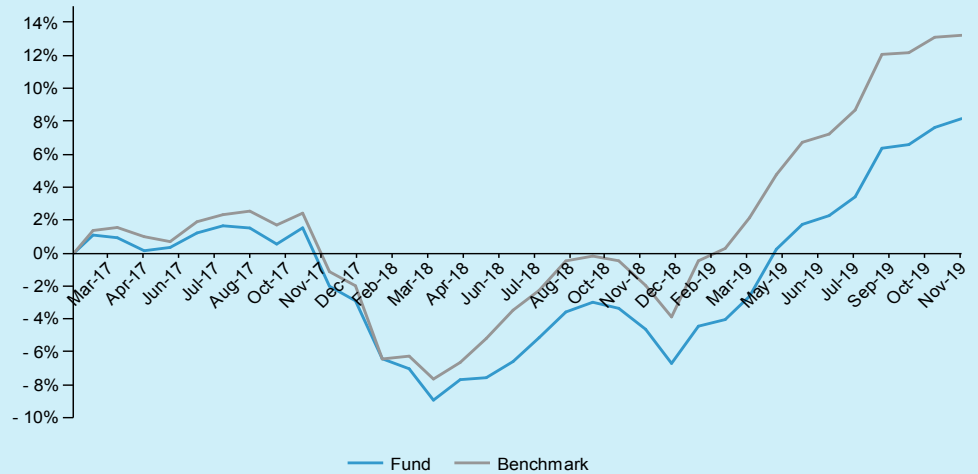
Fund Size (MYR): MYR 4.76 million

NAV per unit (As at 30 November 2019): MYR 1.0299

Distribution Frequency: Quarterly, depending on the availability of realised income and/or realised gains and at Manager's discretion.

Trustee: HSBC (Malaysia) Trustee Berhad

Fund Performance



Past performance does not guarantee future results. Asset allocation and diversification do not ensure a profit or protect against a loss.

Cumulative Performance (%)

	YTD	1 Month	3 Months	6 Months	1-Year	3-Year	5-Year	Since Inception
Fund	15.93	0.50	1.69	6.31	13.41	N/A	N/A	8.16
Benchmark	17.78	0.10	1.03	6.10	15.49	N/A	N/A	13.22

Calendar Year Returns (%)

	2018	2017	2016	2015	2014	2013
Fund	-3.91	N/A	N/A	N/A	N/A	N/A
Benchmark	-1.93	N/A	N/A	N/A	N/A	N/A

Most Recent Fund Distributions

	2019 Dec	2019 Sep	2019 Jun	2019 Mar	2018 Dec	2018 Sep
Gross (sen/unit)	0.87	1.26	0.37	0.61	0.45	0.17
Annualised Yield (%)	3.40	4.88	1.52	2.60	1.92	0.64

Note: January 2017 to November 2019.

Performance data represents the combined income & capital return as a result of holding units in the fund for the specified length of time, based on bid to bid prices. Earnings are assumed to be reinvested.

Annualised yield is calculated as the most recent monthly dividend distribution multiplied by the Fund's dividend frequency and divided by the latest NAV.

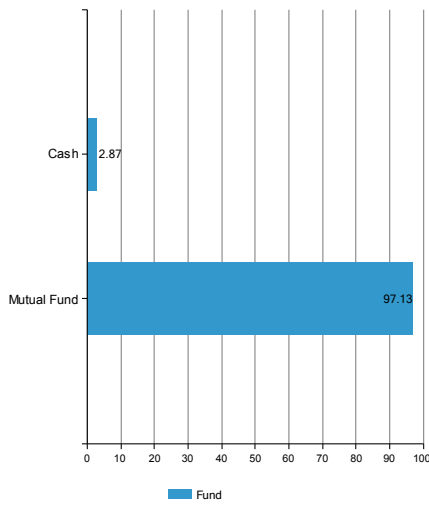
Source : Lipper

Top 10 Holdings *

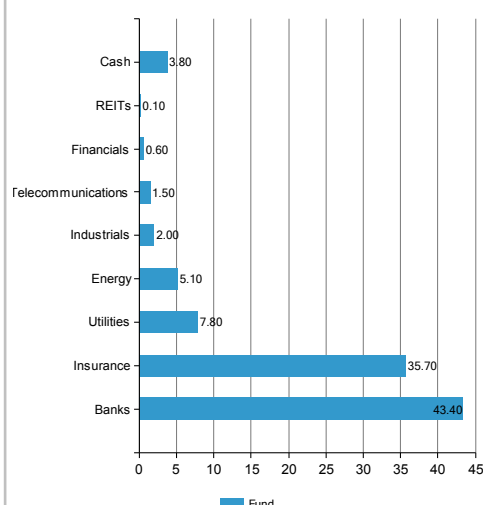
	Country	% of net assets
AXA S.A. 8.60 12/15/30	France	2.60
Lloyds Banking Group 12 12/24-49 REG S	United Kingdom	2.60
Royal Bank of Scotland 8.625 8/15/21-49	Scotland	2.00
BNP Paribas 7.625 3/30/21-49 Reg S	France	1.80
Emera Inc 6.75 6/26-76	Canada	1.80
Enbridge Inc 6 1/27-77	Canada	1.80
Metlife Inc. 10.75 8/1/39	United States	1.80
Demeter (Swiss Re) 5.75 08/25-50	Switzerland	1.70
Voya Financial Inc 5.65 5/23-53	United States	1.70
Demeter Swiss Re 5.625 8/27-52	Switzerland	1.60

The holdings listed do not constitute a recommendation to purchase or sell a particular security. Cash and/or derivative positions that are not part of the core investment strategy will not be reflected in the top holdings list.

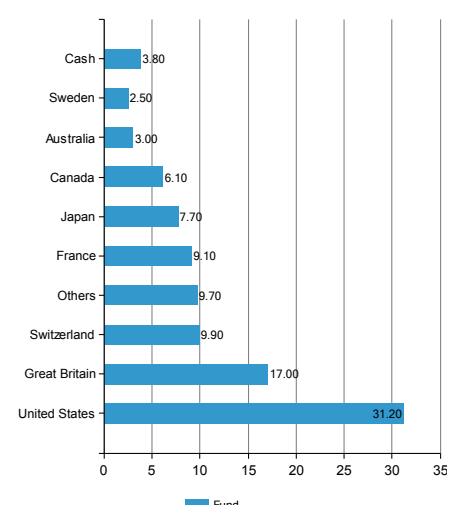
Asset Allocation (%)



Sector Allocation (%) *



Regional Allocation (%) *



* Of the target fund

Source: Factset. Fund holdings and allocations shown are unaudited and may not be representative of current or future investments. Percentages may not add up to 100% due to rounding and/or inclusion or exclusion of cash will not be reflected in the top holdings list.

We recommend that you read and understand the contents of the CIMB-Principal Preferred Securities Fund Information Memorandum dated 11 January 2017, which have been deposited with Securities Commission Malaysia before investing and that you keep the said Information Memorandum for your record. Any issue of units to which the Information Memorandum relates will only be made upon receipt of the completed application form referred to in and accompanying the Information Memorandum, subject to the terms and conditions therein. The principal risks are Fund manager's risk and currency risk. The specific risks of the Target Fund are Fund manager risk, credit risk, liquidity risk, prepayment risk, extension risk and risk associated with asset replication strategy. You can obtain a copy of the Information Memorandum from the head office of Principal Asset Management Berhad (formerly known as CIMB-Principal Asset Management Berhad) or from any of our approved distributors. We suggest that you consider these fees and charges carefully prior to making an investment. Unit prices and income distributions, if any, may fall or rise. Past performance is not reflective of future performance and income distributions are not guaranteed. Product Highlight Sheet ("PHS") is available and that investors have the right to request for a PHS; and the PHS and any other product disclosure document should be read and understood before making any investment decision. There are fees and charges involved in investing in the funds. We suggest that you consider these fees and charges carefully prior to making an investment. Unit prices and income distributions, if any, may fall or rise. Past performance is not reflective of future performance and income distributions are not guaranteed. You are also advised to read and understand the contents of the Financing for Investment in Unit Trust Risk Disclosure Statement/Unit Trust Loan Financing Risk Disclosure Statement before deciding to borrow to purchase units. All performance figures have been extracted from Lipper. Where a unit split/distribution is declared, investors are advised that following the issue of additional units/distribution, the NAV per unit will be reduced from pre-unit split NAV/cum-distribution NAV to post-unit split NAV/ex-distribution NAV; and where a unit split is declared, the value of your investment in Malaysian ringgit will remain unchanged after the distribution of the additional units.

The Fund is only available to qualified investors, be it individuals or corporations as prescribed by the Guidelines on Unlisted Capital Market Products under the Lodge and Launch Framework issued by the Securities Commission Malaysia on 16 January 2017.

Carefully consider a fund's objective, risks, charges and expenses. Visit www.principal.com.my for a prospectus containing this and other information. Please read it carefully before investing.