

# CIMB-Principal Millennial Equity Fund-Class MYR

31 December 2019

## Fund Objective

The Fund aims to achieve capital appreciation over the medium to long term through investments primarily in a portfolio of global equities.

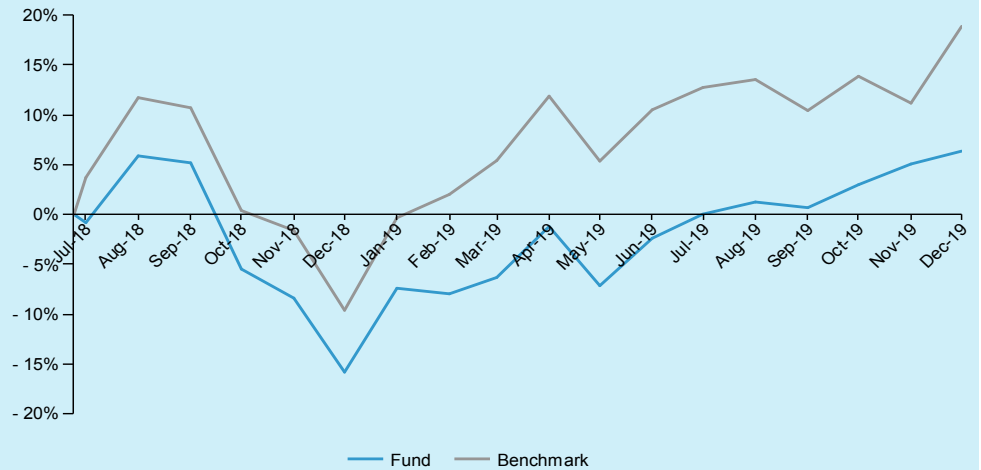
Currency: MYR ISIN Code: MYU1000GY004

Bloomberg Ticker: CIPMEMY MK

## Fund Information

Domicile	Malaysia
Base Currency	USD
Fund Inception	31 May 2018
Benchmark	Nasdaq Global Millennial Opportunity Index
Application Fee	Up to 5.50% of the NAV per unit
Management Fee	Up to 1.80% per annum of the NAV of the Class
Trustee Fee	Up to 0.06% per annum
Fund Size (MYR)	MYR 15.01 million
NAV per unit (As at 31 December 2019)	MYR 1.0639
Distribution Frequency	Ad-hoc basis
Trustee	Deutsche Trustees Malaysia Berhad

## Fund Performance



Past performance does not guarantee future results. Asset allocation and diversification do not ensure a profit or protect against a loss.

Cumulative Performance (%)								
	YTD	1 Month	3 Months	6 Months	1-Year	3-Year	5-Year	Since Inception
Fund	26.35	1.23	5.63	8.95	26.35	N/A	N/A	6.36
Benchmark	31.54	1.91	7.67	7.59	31.54	N/A	N/A	18.89

Calendar Year Returns (%)		2018	2017	2016	2015	2014	2013
Fund		N/A	N/A	N/A	N/A	N/A	N/A
Benchmark		N/A	N/A	N/A	N/A	N/A	N/A

Note: May 2018 to December 2019.

Performance data represents the combined income & capital return as a result of holding units in the fund for the specified length of time, based on bid to bid prices. Earnings are assumed to be reinvested.

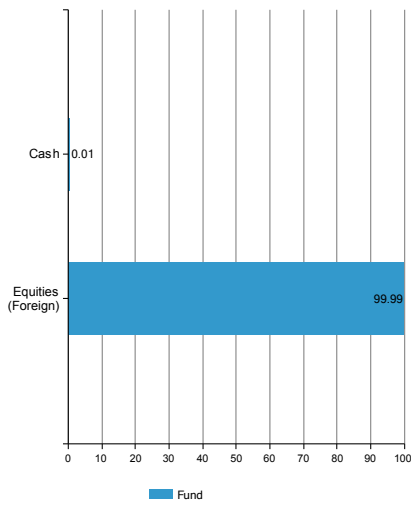
Source : Lipper

## Top 10 Holdings

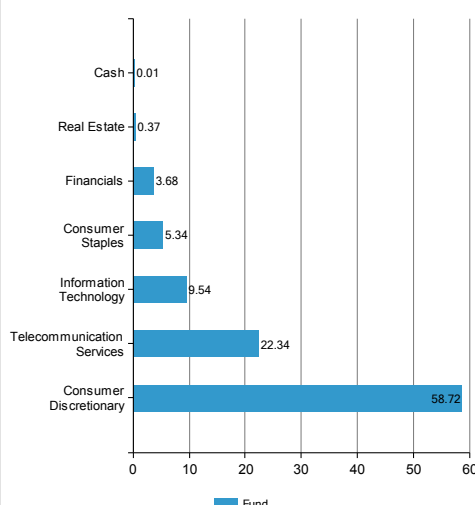
	Country	% of net assets
ADIDAS N ORD	GERMANY	5.63
ALPHABET CL C ORD	UNITED STATES	4.83
HENNES & MAURITZ B ORD	SWEDEN	4.54
HOME DEPOT ORD	UNITED STATES	4.50
MATCH GROUP ORD	UNITED STATES	4.47
GARMIN ORD	UNITED STATES	4.21
BOOKING HOLDINGS ORD	UNITED STATES	3.86
SONY ORD	JAPAN	3.67
APPLE ORD	UNITED STATES	3.27
NEW ORIENTL EDUCTN GRP ADR REP 1 ORD	UNITED STATES	3.13

The holdings listed do not constitute a recommendation to purchase or sell a particular security. Cash and/or derivative positions that are not part of the core investment strategy will not be reflected in the top holdings list.

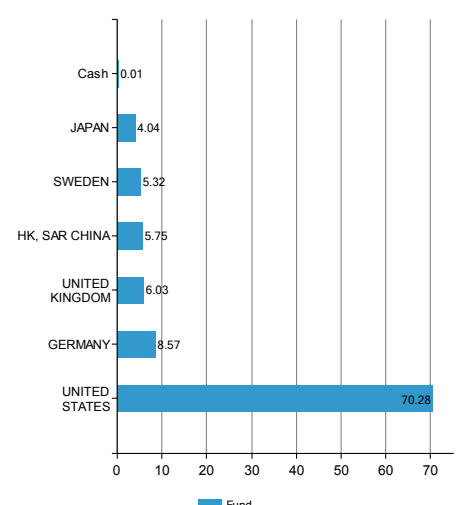
Asset Allocation (%)



Sector Allocation (%)



Regional Allocation (%)



Source: Factset. Fund holdings and allocations shown are unaudited and may not be representative of current or future investments. Percentages may not add up to 100% due to rounding and/or inclusion or exclusion of cash will not be reflected in the top holdings list.

We recommend that you read and understand the contents of Prospectus Issue No. 1 for the CIMB-Principal Millennial Equity Fund dated 31 May 2018, which have been deposited with Securities Commission Malaysia before investing and that you keep the said Prospectus for your record. Any issue of units to which the Information Memorandum relates will only be made upon receipt of the completed application form referred to in and accompanying the Information Memorandum, subject to the terms and conditions therein. The principal risks are returns not guaranteed, general market environment risk, inflation risk, Manager's risk and loan financing risk. The specific risks of the Fund are stock specific risk, country risk, liquidity risk, currency risk, and risk of investing in emerging markets. You can obtain a copy of the Prospectus from the head office of Principal Asset Management Berhad (formerly known as CIMB-Principal Asset Management Berhad) or from any of our approved distributors. We suggest that you consider these fees and charges carefully prior to making an investment. Unit prices and income distributions, if any, may fall or rise. Past performance is not reflective of future performance and income distributions are not guaranteed. Product Highlight Sheet ("PHS") is available and that investors have the right to request for a PHS; and the PHS and any other product disclosure document should be read and understood before making any investment decision. There are fees and charges involved in investing in the funds. We suggest that you consider these fees and charges carefully prior to making an investment. Unit prices and income distributions, if any, may fall or rise. Past performance is not reflective of future performance and income distributions are not guaranteed. You are also advised to read and understand the contents of the Financing for Investment in Unit Trust Risk Disclosure Statement/Unit Trust Loan Financing Risk Disclosure Statement before deciding to borrow to purchase units. All performance figures have been extracted from Lipper. Where a unit split/distribution is declared, investors are advised that following the issue of additional units/distribution, the NAV per unit will be reduced from pre-unit split NAV/cum-distribution NAV to post-unit split NAV/ex-distribution NAV; and where a unit split is declared, the value of your investment will remain unchanged after the distribution of the additional units.

**Carefully consider a fund's objective, risks, charges and expenses.**  
 Visit [www.principal.com.my](http://www.principal.com.my) for a prospectus containing this and other information. Please read it carefully before investing.