

CIMB-Principal Global Dividend Maximiser Fund - Class MYR

31 December 2019



Fund Objective

The Fund aims to provide income and potential capital growth to investors through investments in one collective investment scheme, which invests in equities or equity related securities worldwide.

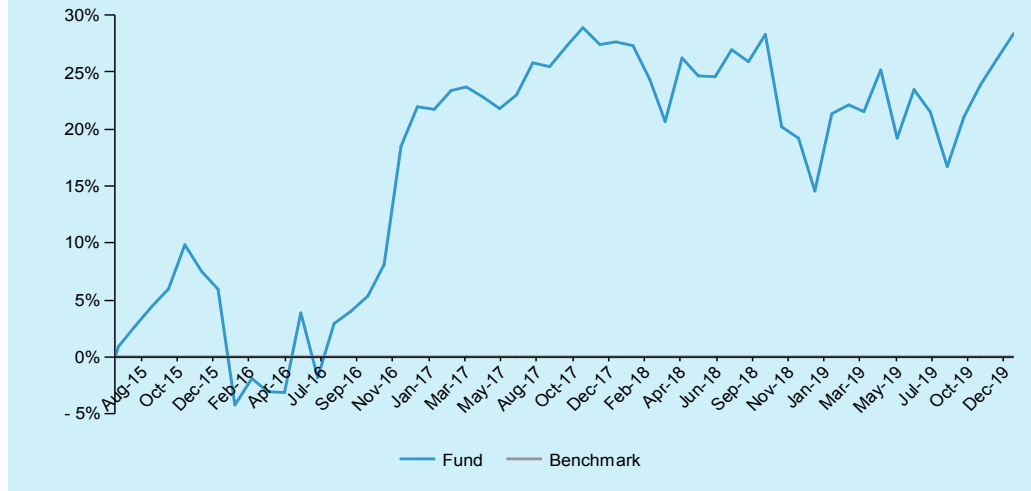
Currency: MYR ISIN Code: MYU1000FE008

Bloomberg Ticker: CIMGDMM MK

Fund Information

Domicile	Malaysia
Base Currency	US Dollar (USD)
Fund Inception	11 May 2015
Benchmark	The Fund is benchmark unconstrained as the Target Fund is benchmark unconstrained, i.e. it will be actively managed without reference to any specific benchmark.
Application Fee	IUTAs: Up to 5.50% of the NAV per unit Principal Agency Distributor: Up to 6.50% of the NAV per unit
Management Fee	Up to 1.80% per annum of the NAV of the Fund
Trustee Fee	0.04% per annum of the NAV of the Fund
Fund Size (MYR)	MYR 11.22 million
NAV per unit (As at 31 December 2019)	MYR 1.1976
Distribution Frequency	At Manager's discretion

Fund Performance



Past performance does not guarantee future results. Asset allocation and diversification do not ensure a profit or protect against a loss.

Cumulative Performance (%)								
	YTD	1 Month	3 Months	6 Months	1-Year	3-Year	5-Year	Since Inception
Fund	12.07	1.72	6.02	3.99	12.07	5.27	N/A	28.39

Calendar Year Returns (%)		2018	2017	2016	2015	2014	2013
Fund		-10.26	4.67	15.12	N/A	N/A	N/A

Most Recent Fund Distributions		2019 Nov	2016 Jul	2016 Apr	2015 Dec
Gross (Sen/Unit)		1.41	0.92	1.57	1.07
Annualised Yield (%)		4.76	0.98	1.69	1.03

Note: May 2015 to December 2019.

Performance data represents the combined income & capital return as a result of holding units in the fund for the specified length of time, based on bid to bid prices. Earnings are assumed to be reinvested.

Annualised yield is calculated as the most recent monthly dividend distribution multiplied by the Fund's dividend frequency and divided by the latest NAV.

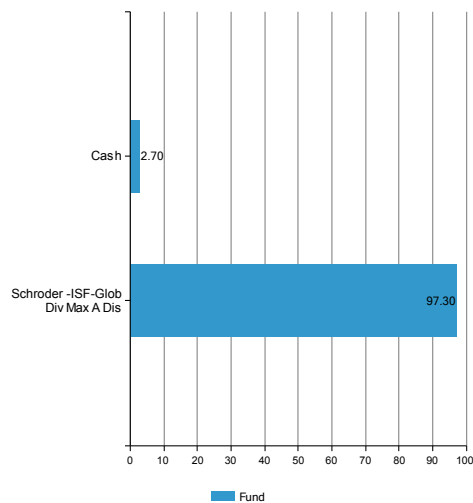
Source : Lipper

Top 10 Holdings *

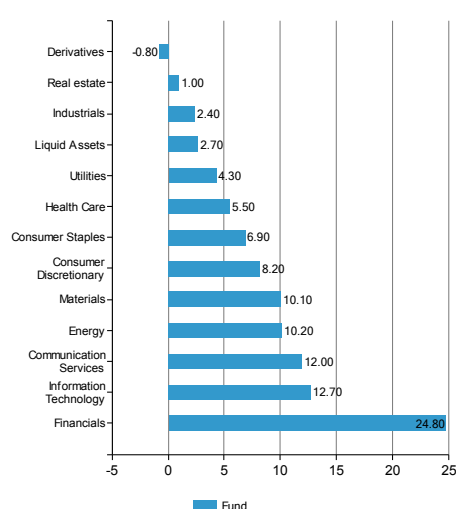
	Country	% of net assets
Anglo American PLC	United States	5.40
Sanofi	Luxembourg	5.40
Eni SpA	Italy	5.30
South32 Ltd	Australia	4.70
HSBC Holdings PLC	United Kingdom	4.40
International Business Machines Corp	Australia	4.40
Centrica PLC	United Kingdom	4.30
Standard Chartered PLC	United Kingdom	4.30
Wm Morrison Supermarkets PLC	United Kingdom	4.20
Royal Bank of Scotland Group PLC	United Kingdom	4.10

The holdings listed do not constitute a recommendation to purchase or sell a particular security. Cash and/or derivative positions that are not part of the core investment strategy will not be reflected in the top holdings list.

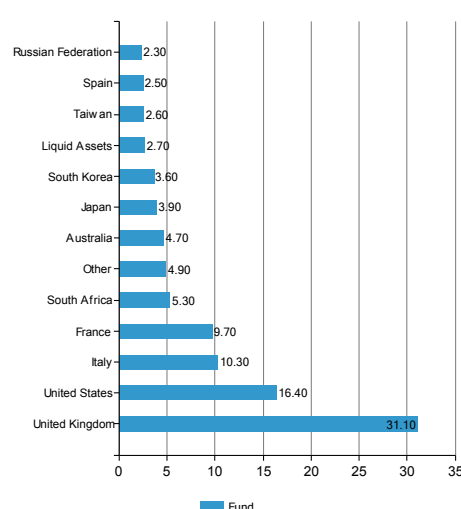
Asset Allocation (%)



Sector Allocation (%) *



Regional Allocation (%) *



* Of the target fund

Source: Factset. Fund holdings and allocations shown are unaudited and may not be representative of current or future investments. Percentages may not add up to 100% due to rounding and/or inclusion or exclusion of cash will not be reflected in the top holdings list.

We recommend that you read and understand the contents of the CIMB-Principal Global Dividend Maximiser Fund Information Memorandum dated 11 May 2015 and the First Supplemental Information Memorandum dated 30 November 2015, which have been deposited with Securities Commission Malaysia before investing and that you keep the said Information Memorandum for your record. Any issue of units to which the Information Memorandum relates will only be made upon receipt of the completed application form referred to and accompanying the Information Memorandum, subject to the terms and conditions therein. The principal risks are fund manager risk, legal and taxation risk, default risk and country risk. The specific risks of the Target Fund investment objective risk, regulatory risk, liquidity risk, financial derivative instrument risk, currency risk, counterparty risk, options risk, risk of investing in emerging markets and suspension or deferral risk. You can obtain a copy of the Information Memorandum from the head office of Principal Asset Management Berhad (formerly known as CIMB-Principal Asset Management Berhad) or from any of our approved distributors. We suggest that you consider these fees and charges carefully prior to making an investment. Unit prices and income distributions, if any, may fall or rise. Past performance is not reflective of future performance and income distributions are not guaranteed. Product Highlight Sheet ("PHS") is available and that investors have the right to request for a PHS; and the PHS and any other product disclosure document should be read and understood before making any investment decision. There are fees and charges involved in investing in the funds. We suggest that you consider these fees and charges carefully prior to making an investment. Unit prices and income distributions, if any, may fall or rise. Past performance is not reflective of future performance and income distributions are not guaranteed. You are also advised to read and understand the contents of the Financing for Investment in Unit Trust Risk Disclosure Statement/Unit Trust Loan Financing Risk Disclosure Statement before deciding to borrow to purchase units. All performance figures have been extracted from Lipper. Where a unit split/distribution is declared, investors are advised that following the issue of additional units/distribution, the NAV per unit will be reduced from pre-unit split NAV/cum-distribution NAV to post-unit split NAV/ex-distribution NAV; and where a unit split is declared, the value of your investment in Malaysian ringgit will remain unchanged after the distribution of the additional units.

Carefully consider a fund's objective, risks, charges and expenses.

Visit www.principal.com.my for a prospectus containing this and other information. Please read it carefully before investing.

Principal Asset Management Berhad

10th Floor, Bangunan CIMB, Jalan Semantan Damansara Heights, 50490 Kuala Lumpur.

Tel: (603) 2084 8888 Fax: (603) 2084 8899 Website: www.principal.com.my