

CIMB-Principal Emerging Markets Multi Asset Fund - Class AUD Hedged

30 November 2019

Fund Objective

The Fund aims to maximize total return through investments in one collective investment scheme, which invests primarily in assets of the emerging markets.

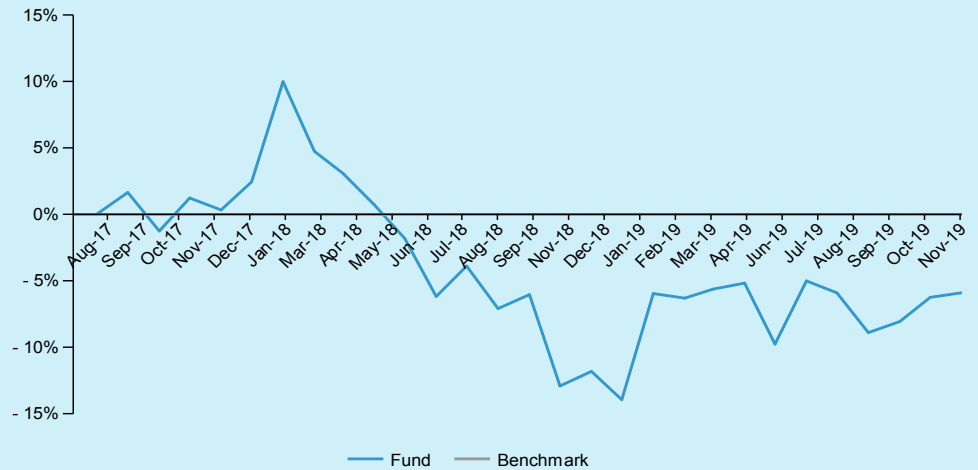
Currency: AUD ISIN Code: MYU1003FU008

Bloomberg Ticker: CIMEMAH MK

Fund Information

Domicile	Malaysia
Base Currency	US Dollar (USD)
Fund Inception	1 July 2017
Benchmark	The Fund is benchmark unconstrained as the Target Fund is benchmark unconstrained, i.e. it will be actively managed without reference to any specific benchmark.
Application Fee	Principal Agency Distributor: Up to 6.50% of the NAV per unit IUTAs : Up to 5.50% of the NAV per unit
Management Fee	Up to 1.80% per annum of the NAV of the Class in Malaysia
Trustee Fee	0.04% per annum of the NAV of the Class
Fund Size (AUD)	AUD 8.16 million
NAV per unit (As at 30 November 2019)	AUD 0.9284
Distribution Frequency	Manager has the discretion to make income distribution on an ad-hoc basis
Trustee	HSBC (Malaysia) Trustee Berhad

Fund Performance



Past performance does not guarantee future results. Asset allocation and diversification do not ensure a profit or protect against a loss.

Cumulative Performance (%)

	YTD	1 Month	3 Months	6 Months	1-Year	3-Year	5-Year	Since Inception
Fund	9.35	0.37	3.29	4.28	6.71	N/A	N/A	-5.89
Benchmark	0.00	0.00	0.00	0.00	0.00	N/A	N/A	0.00

Calendar Year Returns (%)

	2018	2017	2016	2015	2014	2013
Fund	-16.01	N/A	N/A	N/A	N/A	N/A
Benchmark	N/A	N/A	N/A	N/A	N/A	N/A

Most Recent Fund Distributions

	2019 Oct	2019 Jun	2019 Apr
Gross (Sen/Unit)	0.89	0.06	1.49
Annualised Yield (%)	3.92	0.24	6.32

Note: July 2017 to November 2019.

Performance data represents the combined income & capital return as a result of holding units in the fund for the specified length of time, based on bid to bid prices. Earnings are assumed to be reinvested.

Annualised yield is calculated as the most recent monthly dividend distribution multiplied by the Fund's dividend frequency and divided by the latest NAV.

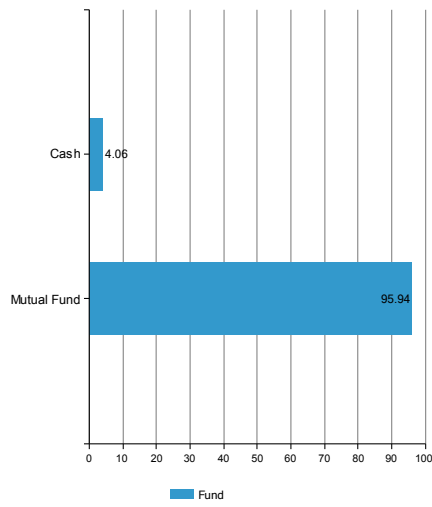
Source : Lipper

Top 10 Holdings *

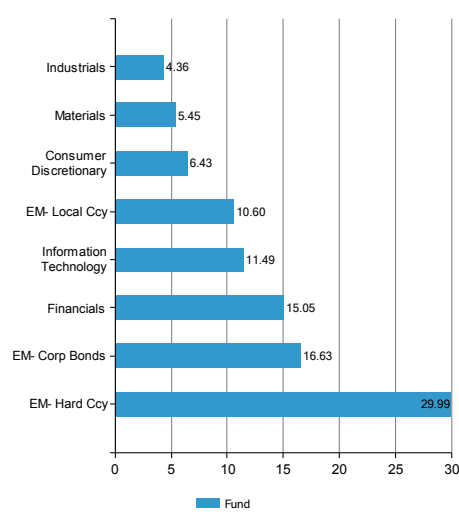
	Country	% of net assets
Samsung Electronics	South Korea	3.45
Lukoil	United States	1.91
Alibaba Group Holding	China	1.67
Anhui Conch Cement	China	1.37
Taiwan Semiconductor	Taiwan	1.35
Ping An Insurance	China	1.34
Hana Financial	United States	1.23
China CITIC Bank	China	1.16
Wuliangye Yibin	China	0.97
New Oriental Education & Tech Grp	China	0.93

The holdings listed do not constitute a recommendation to purchase or sell a particular security. Cash and/or derivative positions that are not part of the core investment strategy will not be reflected in the top holdings list.

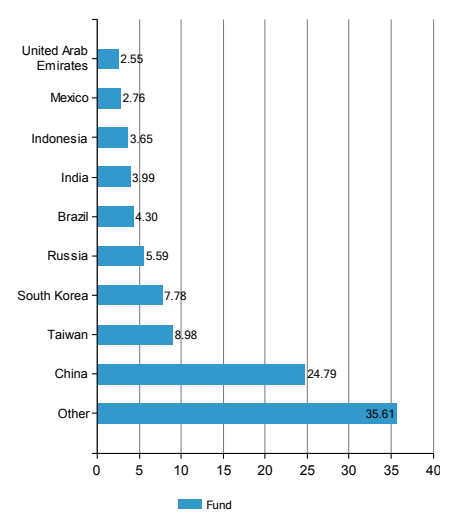
Asset Allocation (%)



Sector Allocation (%) *



Regional Allocation (%) *



* Of the target fund

Source: Factset. Fund holdings and allocations shown are unaudited and may not be representative of current or future investments. Percentages may not add up to 100% due to rounding and/or inclusion or exclusion of cash will not be reflected in the top holdings list.

We recommend that you read and understand the contents of the CIMB-Principal Emerging Markets Multi Asset Fund Information Memorandum dated 6 January 2017, which have been deposited with Securities Commission Malaysia before investing and that you keep the said Information Memorandum for your record. Any issue of units to which the Information Memorandum relates will only be made upon receipt of the completed application form referred to in and accompanying the Information Memorandum, subject to the terms and conditions therein. The principal risks are returns not guaranteed, market risk, inflation risk and loan financing risk. The specific risks of the Target Fund are currency risk, Fund manager's risk and country risk. You can obtain a copy of the Information Memorandum from the head office of Principal Asset Management Berhad (formerly known as CIMB-Principal Asset Management Berhad) or from any of our approved distributors. We suggest that you consider these fees and charges carefully prior to making an investment. Unit prices and income distributions, if any, may fall or rise. Past performance is not reflective of future performance and income distributions are not guaranteed. Product Highlight Sheet ("PHS") is available and that investors have the right to request for a PHS; and the PHS and any other product disclosure document should be read and understood before making any investment decision. There are fees and charges involved in investing in the funds. We suggest that you consider these fees and charges carefully prior to making an investment. Unit prices and income distributions, if any, may fall or rise. Past performance is not reflective of future performance and income distributions are not guaranteed. You are also advised to read and understand the contents of the Financing for Investment in Unit Trust Risk Disclosure Statement/Unit Trust Loan Financing Risk Disclosure Statement before deciding to borrow to purchase units. All performance figures have been extracted from Lipper. Where a unit split/distribution is declared, investors are advised that following the issue of additional units/distribution, the NAV per unit will be reduced from pre-unit split NAV/cum-distribution NAV to post-unit split NAV/ex-distribution NAV; and where a unit split is declared, the value of your investment will remain unchanged after the distribution of the additional units.

The Fund is only available to qualified investors, be it individuals or corporations as prescribed by the Guidelines on Unlisted Capital Market Products under the Lodge and Launch Framework issued by the Securities Commission Malaysia on 16 January 2017.

Carefully consider a fund's objective, risks, charges and expenses. Visit www.principal.com.my for a prospectus containing this and other information. Please read it carefully before investing.