

CIMB-Principal Dynamic Growth Fund - Class SGD

30 November 2019



Fund Objective

The Fund aims to achieve capital appreciation over the medium to long term.

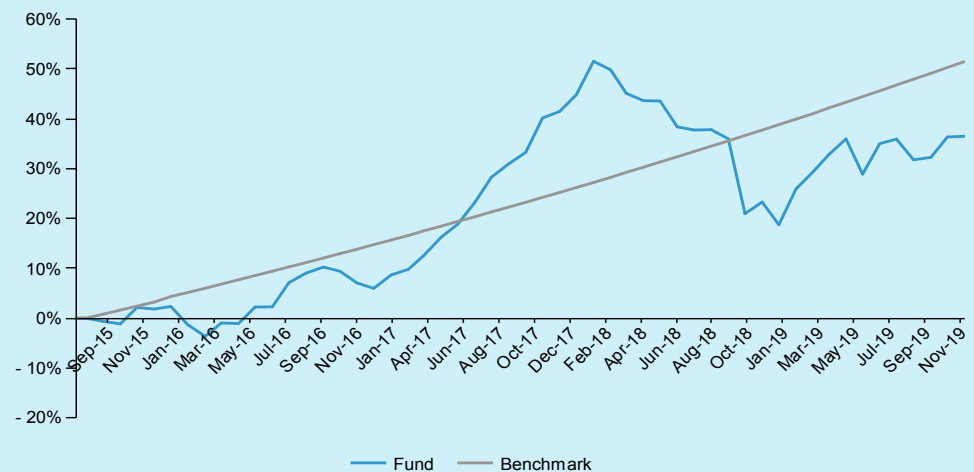
Currency: SGD
ISIN Code: MYU1001FF003

Bloomberg Ticker: CIMDYGS MK

Fund Information

Domicile	Malaysia
Base Currency	US Dollar (USD)
Fund Inception	22 July 2015
Benchmark	10% per annum
Application Fee	Up to 2.0% of the NAV per Unit
Management Fee	Up to 1.50% per annum of the NAV of the Class
Trustee Fee	0.05% per annum of the NAV of the Class
Fund Size (SGD)	SGD 12.63 million
NAV per unit (As at 30 November 2019)	SGD 1.3650

Fund Performance



Past performance does not guarantee future results. Asset allocation and diversification do not ensure a profit or protect against a loss.

Cumulative Performance (%)

	YTD	1 Month	3 Months	6 Months	1-Year	3-Year	5-Year	Since Inception
Fund	14.96	0.10	3.58	5.89	10.70	27.53	N/A	36.50
Benchmark/Target Return	9.13	0.80	2.41	4.88	10.00	33.10	N/A	51.52

Calendar Year Returns (%)

	2018	2017	2016	2015	2014	2013
Fund	-18.02	36.68	3.55	N/A	N/A	N/A
Benchmark	10.00	10.00	10.00	N/A	N/A	N/A

Note: July 2015 to November 2019.

Performance data represents the combined income & capital return as a result of holding units in the fund for the specified length of time, based on bid to bid prices. Earnings are assumed to be reinvested.

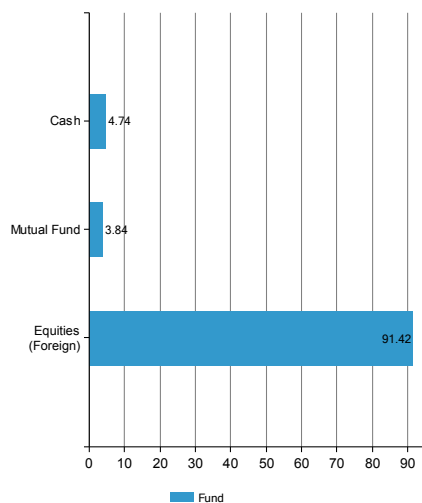
Source : Lipper

Top 10 Holdings

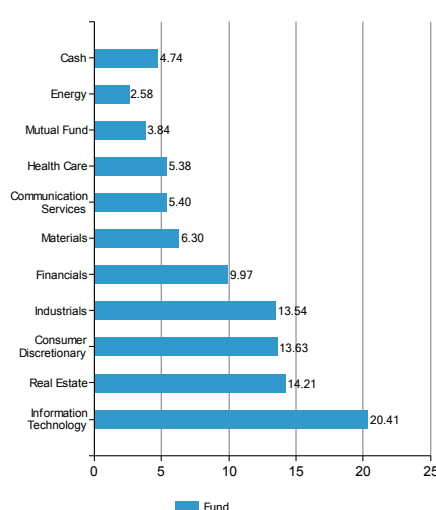
	Country	% of net assets
Taiwan Semiconductor Manuf	Taiwan	5.91
Alibaba Group Holding Ltd	Cayman Islands	5.22
Samsung Electronics Co. Ltd	South Korea	4.73
PT. CIMB Principal Asset Mgmt	Indonesia	3.84
Techtronic Industries Co	HK SAR China	3.08
CSL Ltd	Australia	3.04
Tencent Hldg Ltd	HK SAR China	2.99
AIA Group Ltd	HK SAR China	2.85
HDFC Bank Ltd	United States	2.71
Aristocrat Leisure Ltd	Australia	2.58

The holdings listed do not constitute a recommendation to purchase or sell a particular security. Cash and/or derivative positions that are not part of the core investment strategy will not be reflected in the top holdings list.

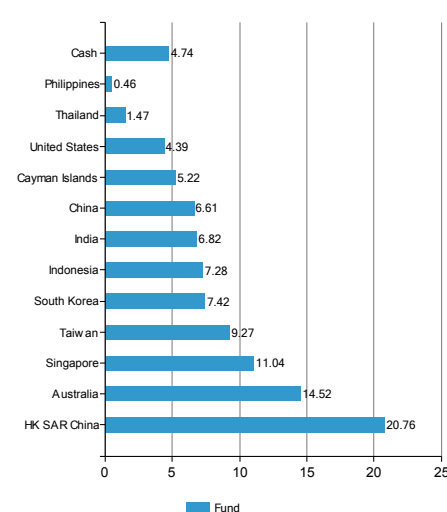
Asset Allocation (%)



Sector Allocation (%)



Regional Allocation (%)



Source: Factset. Fund holdings and allocations shown are unaudited and may not be representative of current or future investments. Percentages may not add up to 100% due to rounding and/or inclusion or exclusion of cash will not be reflected in the top holdings list.

Fund Manager's Report

The Fund gained 0.10% in SGD terms last month. This was below the target absolute return of 0.80% over the one month period. This was below the benchmark by 0.70%. YTD, the Fund has gained 14.96% or 5.83% above the benchmark. Asia Pacific ex-Japan equities were flat in US\$ terms in November as investors digest the progress of a limited trade deal between US and China. YTD, Asia Pacific ex-Japan index has risen 9.7%, Australia was the best performing market, benefiting from investors' appetite for high quality dividend yielders while Malaysia was the worst performing market amidst political uncertainty and broad-based slowdown.

We expect economic growth in Asia to bottom in the near future. Several Asian governments are putting in place fiscal stimulus to provide support to their economies. After reducing policy rates throughout the year, most Asian central banks will probably be on hold for the next 6 months except for India and Philippines. Nevertheless, we expect Asian central banks to remain dovish in the absence of inflation. Earnings recovery is likely to be led by Asia internet, semiconductor and industrial stocks. We reiterate our positive view on Asian equities as the markets should be supported by stable earnings forecast, transmission of monetary easing that was recently implemented and fiscal stimulus. Furthermore, the Fed's resumption of balance sheet expansion places a tailwind for fund flows into Asia. Taiwan and India are seeing pickup in foreign fund inflows recently. The Fund has deployed cash into selected countries which are expected to do well in 2020, including China and India where fiscal stimulus could trigger a new cycle of credit growth. The portfolio has been reducing REITs in favour of cyclicals and growth in the financials and technology sectors.

The current key positions include Tencent, AIA HK, Techtronics, TSMC, Samsung Electronics, Alibaba, Seven Group, CSL, HDFC Bank, KDC Reit.

*Based on the fund's portfolio returns as at 15 November 2019, the Volatility Factor (VF) for this fund is 11.780 and is classified as "Very High" (source: Lipper). "Very High" includes funds with VF that are above 11.185. The VF means there is a possibility for the fund in generating an upside return or downside return around this VF. The Volatility Class (VC) is assigned by Lipper based on quintile ranks of VF for qualified funds. VF is subject to monthly revision and VC will be revised every six months. The fund's portfolio may have \$RiskExposure and there is no guarantee that the fund will continue to have the same VF or VC in the future. Presently, only funds launched in the market for at least 36 months will display the VF and its VC.

We recommend that you read and understand the contents of the CIMB-Principal Dynamic Growth Information Memorandum dated 22 July 2015 which has been duly registered with the Securities Commission Malaysia, before investing and that you keep the said Information Memorandum for your record. Any issue of units to which the Information Memorandum relates will only be made upon receipt of the completed application form referred to in and accompanying the Information Memorandum, subject to the terms and conditions therein. Investments in the Fund are exposed to stock specific risk, country risk, liquidity risk, currency risk, credit (default) and counterparty risk, interest rate risk and risk of investing in emerging markets. You can obtain a copy of the Information Memorandum from the head office of Principal Asset Management Berhad (formerly known as CIMB-Principal Asset Management Berhad) or from any of our approved distributors. Product Highlight Sheet ("PHS") is available and that investors have the right to request for a PHS; and the PHS and any other product disclosure document should be read and understood before making any investment decision. There are fees and charges involved in investing in the funds. We suggest that you consider these charges carefully prior to making an investment. Unit prices and income distributions, if any, may fall or rise. Past performance is not reflective of future performance and income distributions are not guaranteed. You are advised to read and understand the contents of the Unit Trust Loan Financing Risk Disclosure Statement before deciding to borrow to purchase units. Where a unit split /distribution is declared, investors are advised that following the issue of additional units/distribution, the NAV per unit will be reduced from pre-unit split NAV/cum-distribution NAV to post-unit split NAV/ex-distribution NAV; and where a unit split is declared, the value of your investment in Singapore Dollar will remain unchanged after the distribution of the additional units.

Carefully consider a fund's objective, risks, charges and expenses.

Visit www.principal.com.my for a prospectus containing this and other information. Please read it carefully before investing.

Principal Asset Management Berhad

10th Floor, Bangunan CIMB, Jalan Semantan Damansara Heights, 50490 Kuala Lumpur.

Tel: (603) 2084 8888 Fax: (603) 2084 8899 Website: www.principal.com.my