

CIMB-Principal Deposit Fund 2 - Class A

31 March 2020

Fund Objective

The Fund aims to provide investors with liquidity and regular income, whilst maintaining a low risk investment portfolio by investing primarily in deposits.

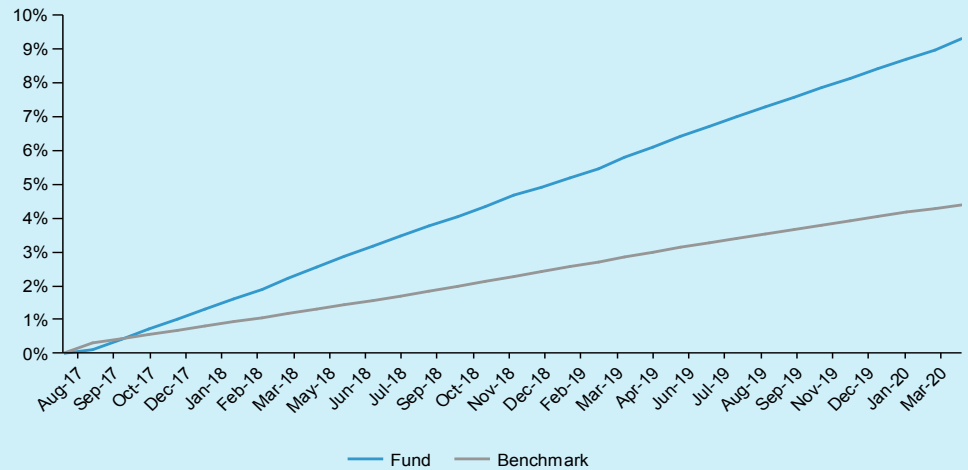
Currency: MYR ISIN Code: MYU1000GI007

Bloomberg Ticker: CIMPD2A MK

Fund Information

Location	Malaysia
Domicile	Malaysia
Fund Currency	RM
Fund Size (MYR)	MYR 0.00 million
Fund Unit	0.00 million units
Fund Launch	19 June 2017
Benchmark	CIMB Bank Overnight Rate
Dealing	Daily (as per Bursa trading day)
Management Fee	Up to 0.35% per annum of the NAV of the Class
Trustee Fee	Up to 0.01% per annum of the NAV of the Fund
Unit NAV (MYR)	MYR 1.0000

Fund Performance



Past performance does not guarantee future results. Asset allocation and diversification do not ensure a profit or protect against a loss.

Cumulative Performance (%)

	YTD	1 Month	3 Months	6 Months	1-Year	3-Year	5-Year	Since Inception
Fund	0.82	0.31	0.82	1.61	3.32	N/A	N/A	9.31
Benchmark	0.32	0.10	0.32	0.70	1.49	N/A	N/A	4.39

Calendar Year Returns (%)

	2019	2018	2017	2016	2015	2014
Fund	3.35	3.55	N/A	N/A	N/A	N/A
Benchmark	1.59	1.60	N/A	N/A	N/A	N/A

Most Recent Fund Distributions

	2020 Feb	2020 Jan	2019 Dec	2019 Nov	2019 Oct	2019 Sep
Gross (Sen/Unit)	0.25	0.26	0.26	0.26	0.26	0.27
Annualised Yield (%)	3.00	3.12	3.12	3.12	3.12	3.24

Note: June 2017 to March 2020.

Performance data represents the combined income & capital return as a result of holding units in the fund for the specified length of time, based on bid to bid prices. Earnings are assumed to be reinvested.

Annualised yield is calculated as the most recent monthly dividend distribution multiplied by the Fund's dividend frequency and divided by the latest NAV.

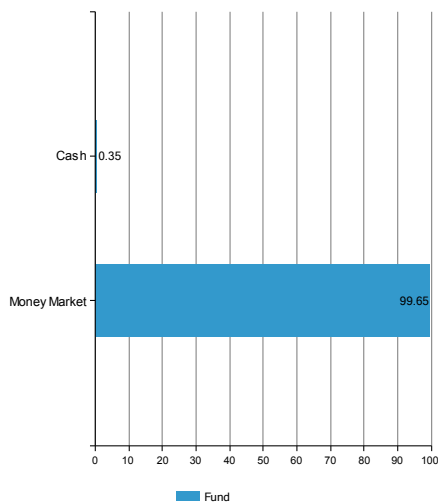
Source : Lipper

Top 10 Holdings

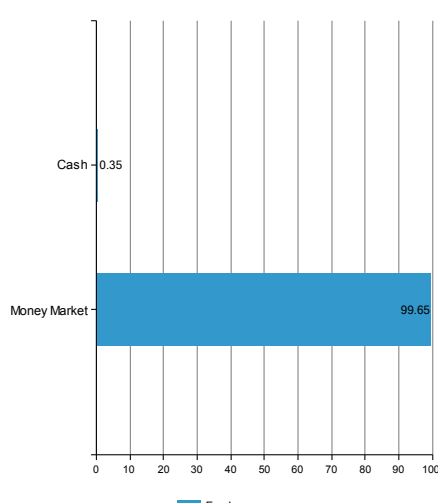
	Country	% of net assets
AmBank Bhd	Malaysia	19.32
Hong Leong Bank Bhd	Malaysia	13.15
Hong Leong Islamic Bank Bhd	Malaysia	13.02
RHB Islamic Bank Bhd	Malaysia	13.02
RHB Bank Bhd	Malaysia	11.59
AmBank Islamic	Malaysia	7.88
Public Bank Bhd	Malaysia	7.55
Public Islamic Bank Bhd	Malaysia	6.09
Affin Hwang Investment Bk Bhd	Malaysia	4.43
CIMB Bank	Malaysia	1.95

The holdings listed do not constitute a recommendation to purchase or sell a particular security. Cash and/or derivative positions that are not part of the core investment strategy will not be reflected in the top holdings list.

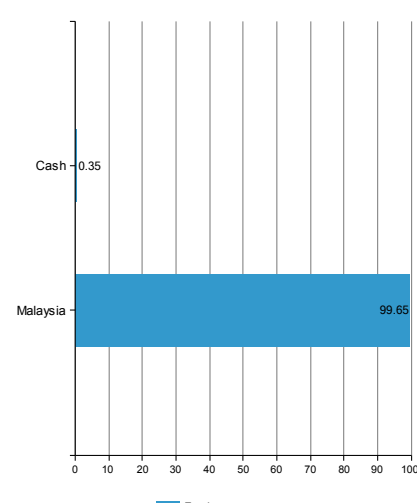
Asset Allocation (%)



Sector Allocation (%)



Regional Allocation (%)



Source: Factset. Fund holdings and allocations shown are unaudited and may not be representative of current or future investments. Percentages may not add up to 100% due to rounding and/or inclusion or exclusion of cash will not be reflected in the top holdings list.

We recommend that you read and understand the contents of the Information Memorandum for the CIMB-Principal Deposit Fund 2 dated 19 June 2017 which has been deposited with Securities Commission Malaysia before investing and that you keep the said Information Memorandums for your record. Any issue of units to which the Information Memorandums relates will only be made upon receipt of the completed application form referred to in and accompanying the Information Memorandums, subject to the terms and conditions therein. The general risks are returns not guaranteed, general market environment risk, inflation risk, manager risk, and loan financing risk. The specific risks of the fund are credit and default, and interest rate risk. You can obtain a copy of the Information Memorandums from the head office of Principal Asset Management Berhad (formerly known as CIMB-Principal Asset Management Berhad) or from any of our approved distributors. Product Highlight Sheet ("PHS") is available and that investors have the right to request for a PHS; and the PHS and any other product disclosure document should be read and understood before making any investment decision. There are fees and charges involved in investing in the funds. We suggest that you consider these fees and charges carefully prior to making an investment. Unit prices and income distributions, if any, may fall or rise. Past performance is not reflective of future performance and income distributions are not guaranteed. You are also advised to read and understand the contents of the Financing for Investment in Unit Trust Risk Disclosure Statement /Unit Trust Loan Financing Risk Disclosure Statement before deciding to obtain financing to purchase units. All performance figures have been extracted from Lipper.

Carefully consider a fund's objective, risks, charges and expenses.
 Visit www.principal.com.my for a prospectus containing this and other information. Please read it carefully before investing.