

CIMB-Principal Australian Equity Fund

31 March 2020



Fund Objective

The Fund aims to achieve medium to long-term capital appreciation predominantly through investment in a portfolio of Australian securities.

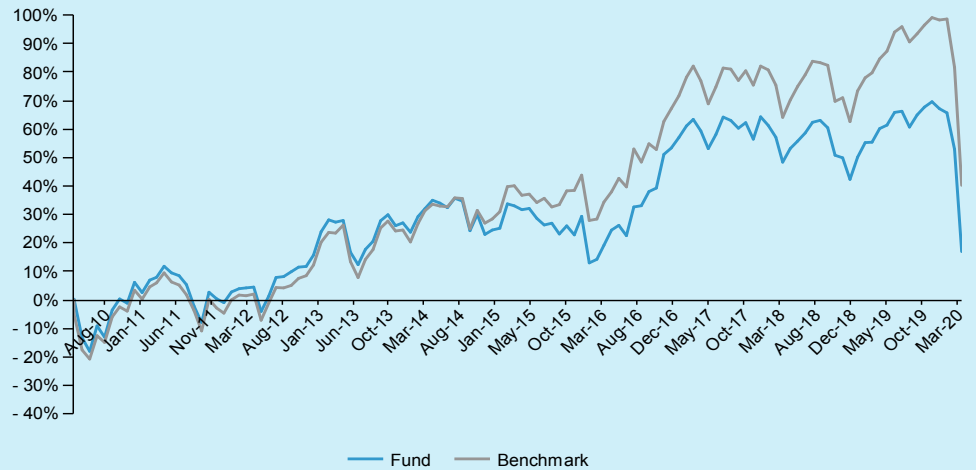
Currency: MYR ISIN Code: MYU1000DL008

Bloomberg Ticker: CIMBPAE MK

Fund Information

Location	Malaysia
Domicile	Malaysia
Fund Currency	Ringgit Malaysia
Fund Size (MYR)	MYR 8.21 million
Fund Unit	28.13 million units
Fund Launch	20 March 2010
Benchmark	S&P/ASX 200 Accumulation Index
	Note: Investors to note that the risk profile of the Fund is different from the risk profile of the benchmark.
Dealing	Daily (as per Bursa Malaysia trading day)
Application Fee	IUTA: 5.50% of the NAV per unit Principal Agency Distributor: 6.50% of the NAV per unit
Management Fee	1.80% p.a. of the NAV
Trustee Fee	0.08% p.a. of the NAV
Unit NAV (MYR)	MYR 0.2917

Fund Performance



Past performance does not guarantee future results. Asset allocation and diversification do not ensure a profit or protect against a loss.

Cumulative Performance (%)

	YTD	1 Month	3 Months	6 Months	1-Year	3-Year	5-Year	Since Inception
Fund	-30.03	-23.52	-30.03	-29.10	-24.74	-28.43	-12.09	16.96
Benchmark	-29.29	-22.80	-29.29	-27.51	-21.98	-22.98	0.11	40.26

Calendar Year Returns (%)

	2019	2018	2017	2016	2015	2014
Fund	17.44	-13.37	7.14	18.57	3.86	-1.99
Benchmark	21.96	-10.70	8.94	16.25	11.97	3.12

Note: March 2010 to March 2020.

Performance data represents the combined income & capital return as a result of holding units in the fund for the specified length of time, based on bid to bid prices. Earnings are assumed to be reinvested.

Source : Lipper

Top 10 Holdings *

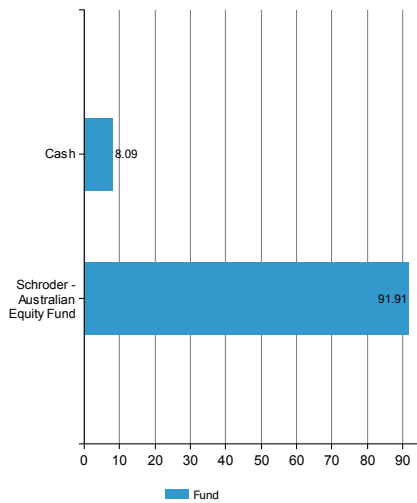
	Country	% of net assets
BHP Group Ltd	Australia	7.10
Commonwealth Bank of Australia	Australia	5.20
Woolworths Group Ltd	Australia	4.30
ANZ Banking Group Ltd.	Australia	4.00
Telstra Corporation Limited	Australia	4.00
Rio Tinto Limited	Australia	3.90
Westpac Banking Corporation	Australia	3.60
South32 Ltd.	Australia	3.50
Brambles Limited	Australia	2.90
CSL Limited	Australia	2.90

The holdings listed do not constitute a recommendation to purchase or sell a particular security. Cash and/or derivative positions that are not part of the core investment strategy will not be reflected in the top holdings list.

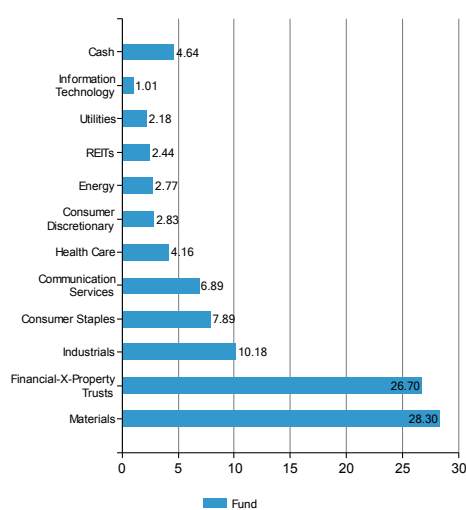
Fund Risk Statistics

Beta	1.00
Information Ratio	-1.29
Sharpe Ratio	-0.88
3 years monthly data	

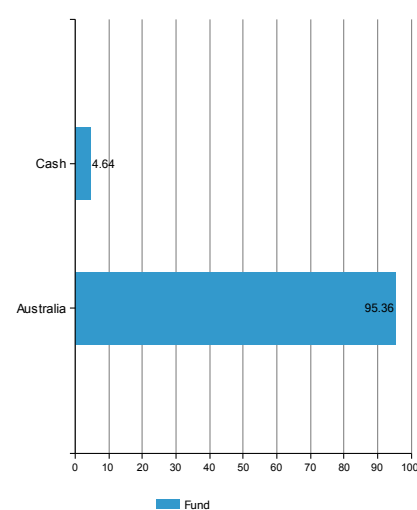
Asset Allocation (%)



Sector Allocation (%) *



Regional Allocation (%) *



* Of the target fund

Source: Factset. Fund holdings and allocations shown are unaudited and may not be representative of current or future investments. Percentages may not add up to 100% due to rounding and/or inclusion or exclusion of cash will not be reflected in the top holdings list.

^Based on the fund's portfolio returns as at 15 March 2020, the Volatility Factor (VF) for this fund is 11.170 and is classified as "Very High" (source: Lipper). "Very High" includes funds with VF that are above 11.065. The VF means there is a possibility for the fund in generating an upside return or downside return around this VF. The Volatility Class (VC) is assigned by Lipper based on quintile ranks of VF for qualified funds. VF is subject to monthly revision and VC will be revised every six months. The fund's portfolio may have changed since this date and there is no guarantee that the fund will continue to have the same VF or VC in the future. Presently, only funds launched in the market for at least 36 months will display the VF and its VC.

We recommend that you read and understand the contents of the Master Prospectus Issue No. 21 dated 30 June 2017, which has been duly registered with the Securities Commission Malaysia, before investing and that you keep the said Master Prospectus for your records. Any issue of units to which the Master Prospectus relates will only be made upon receipt of the completed application form referred to in and accompanying the Master Prospectus, subject to the terms and conditions therein. Investments in the Fund are exposed to company risk, credit and default risk, currency risk, derivatives risk, equities risk, fund manager's risk, market risk and target fund risk. You can obtain a copy of the Master Prospectus from the head office of Principal Asset Management Berhad or from any of our approved distributors. Product Highlight Sheet ("PHS") is available and that investors have the right to request for a PHS; and the PHS and any other product disclosure document should be read and understood before making any investment decision. There are fees and charges involved in investing in the funds. We suggest that you consider these fees and charges carefully prior to making an investment. Unit prices and income distributions, if any, may fall or rise. Past performance is not reflective of future performance and income distributions are not guaranteed. You are also advised to read and understand the contents of the Financing for Investment in Unit Trust Risk Disclosure Statement/Unit Trust Loan Financing Risk Disclosure Statement before deciding to borrow to purchase units. Where a unit split/distribution is declared, you are advised that following the issue of additional units/distribution, the NAV per unit will be reduced from pre-unit split NAV/cum-distribution NAV to post-unit split NAV/ex-distribution NAV; and where a unit split is declared, the value of your investment in Malaysian ringgit will remain unchanged after the distribution of the additional units.

Carefully consider a fund's objective, risks, charges and expenses. Visit www.principal.com.my for a prospectus containing this and other information. Please read it carefully before investing.