

# CIMB-Principal Asia Pacific Dynamic Mixed Asset Fund-Class USD

31 December 2019

## Fund Objective

The Fund aims to provide income and capital appreciation by investing in equities, debt securities, money market instruments and/or deposits.

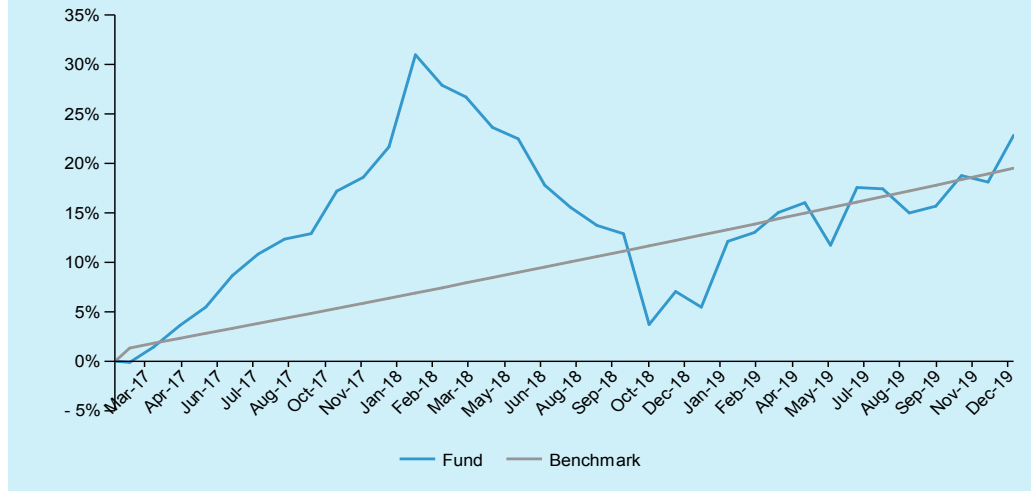
Currency: USD ISIN Code: MYU1002FZ009

Bloomberg Ticker: CIAPDMU MK

## Fund Information

Domicile	Malaysia
Base Currency	Ringgit Malaysia (MYR)
Fund Inception	9 January 2017
Benchmark	Fund has a target return of six percent (6%) per annum.
Application Fee	Principal Agency Distributor: Up to 6.50% of the NAV per unit IUTAs: Up to 5.50% of the NAV per unit
Management Fee	1.80% per annum of the NAV of the Class in Malaysia
Trustee Fee	Up to 0.05% per annum
Fund Size (USD)	USD 1.54 million
NAV per unit (As at 31 December 2019)	USD 1.1800

## Fund Performance



Past performance does not guarantee future results. Asset allocation and diversification do not ensure a profit or protect against a loss.

Cumulative Performance (%)								
	YTD	1 Month	3 Months	6 Months	1-Year	3-Year	5-Year	Since Inception
Fund	16.49	4.00	6.19	4.49	16.49	N/A	N/A	22.86
Benchmark/Target Return	6.00	0.49	1.47	2.96	6.00	N/A	N/A	19.53

Calendar Year Returns (%)		2018	2017	2016	2015	2014	2013
Fund		-13.33	N/A	N/A	N/A	N/A	N/A
Benchmark		6.00	N/A	N/A	N/A	N/A	N/A

Most Recent Fund Distributions							2018 Apr
Gross (Sen/Unit)							5.03
Annualised Yield (%)							3.95

Note: January 2017 to December 2019.  
Performance data represents the combined income & capital return as a result of holding units in the fund for the specified length of time, based on bid to bid prices. Earnings are assumed to be reinvested.  
Annualised yield is calculated as the most recent monthly dividend distribution multiplied by the Fund's dividend frequency and divided by the latest NAV.

Source : Lipper

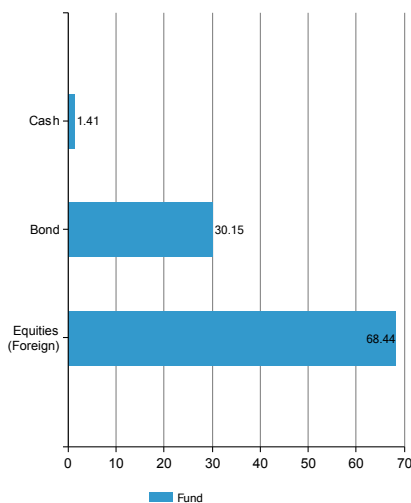
## Top 10 Holdings

	Country	% of net assets
Indonesia Treasury Bond**	Indonesia	7.13
Thailand Government Bond	Thailand	6.59
Malaysian Government	Malaysia	5.36
Singapore Government Bond	Singapore	4.83
Tencent Hldg Ltd	HK, SAR China	4.22
Indonesia Treasury Bond**	Indonesia	3.35
Taiwan Semiconductor Manuf	Taiwan	3.30
Reliance Industries Ltd	India	2.98
Australian Government	Australia	2.88
NetLink NBN Trust	Singapore	2.67

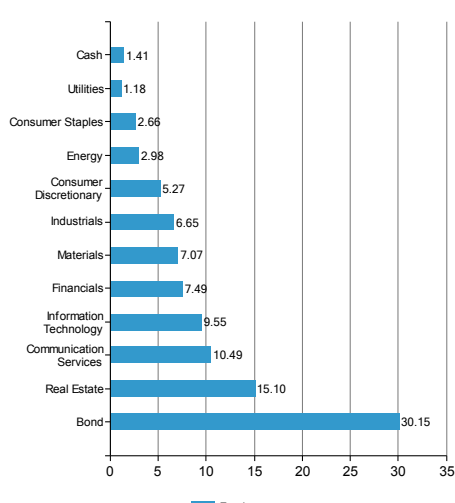
\*\*Same issuer with different maturity date and coupon rate

The holdings listed do not constitute a recommendation to purchase or sell a particular security. Cash and/or derivative positions that are not part of the core investment strategy will not be reflected in the top holdings list.

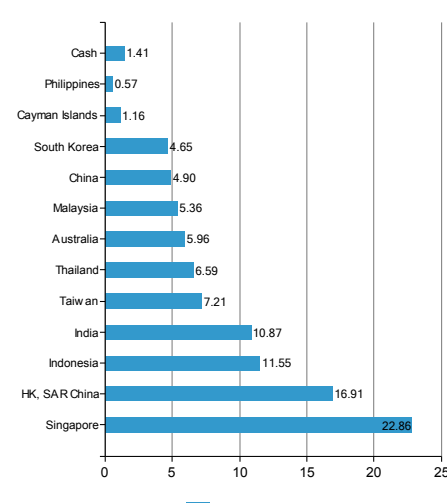
## Asset Allocation (%)



## Sector Allocation (%)



## Regional Allocation (%)



Source: Factset. Fund holdings and allocations shown are unaudited and may not be representative of current or future investments. Percentages may not add up to 100% due to rounding and/or inclusion or exclusion of cash will not be reflected in the top holdings list.

## Fund Manager's Report

Asia Pacific ex-Japan equities ended the year with a convincing rally as markets rose 5.67% (USD terms) in December 2019, led by North Asian markets such as China, Korea and Taiwan. Markets were buoyant on expectation of a trade deal between US and China. With semiconductor sector reporting a bottoming in orders and technology-focused companies providing more optimistic guidance, investors began positioning for an economic recovery in the coming year. Thailand was the laggard as it managed to hold par in December as its economic momentum wanes. Meanwhile, Asian fixed income headed lower as US 10-year bond yields rose 14 bps to 1.92%. Higher non-core inflation pressures in China and India also pressured the rates market.

With a view that economic growth in Asia is bottoming out and macro risks have receded, we currently prefer heavier exposure to equities. EPS forecast revision has stabilized and growth is improving (+9-10% EPS growth vs 1% in 2019). We would be looking for opportunities in industrials, tech, materials and consumer discretionary. Within fixed income, Asian credit should be supported by easier financial conditions and possibly less volatility than in 2019. As global trade recovers, Asia's growth differential with the US should improve which will be supportive for spreads. We expect Thailand and Indonesia to cut policy rates and hence plan to raise duration to above benchmark. Malaysia is at neutral duration. Asian government policy mix will shift towards more fiscal easing especially in countries like China and India. We are currently fully invested and hold minimal cash position.

We recommend that you read and understand the contents of the CIMB-Principal Asia Pacific Dynamic Mixed Asset Fund Prospectus Issue No. M1 dated 9 January 2017 which has been duly registered with the Securities Commission Malaysia, before investing and that you keep the said Fund Prospectus for your record. Any issue of units to which the Fund Prospectus relates will only be made upon receipt of the completed application form referred to in and accompanying the Fund Prospectus, subject to the terms and conditions therein. Investments in the Fund are exposed to country risk, credit and default risk, currency risk, interest rate risk, liquidity risk, risk of investing in emerging markets and stock specific risk. You can obtain a copy of the Fund Prospectus from the head office of Principal Asset Management Berhad (formerly known as CIMB-Principal Asset Management Berhad) or from any of our approved distributors. Product Highlight Sheet ("PHS") is available and that investors have the right to request for a PHS; and the PHS and any other product disclosure document should be read and understood before making any investment decision. There are fees and charges involved in investing in the funds. We suggest that you consider these charges carefully prior to making an investment. Unit prices and income distributions, if any, may fall or rise. Past performance is not reflective of future performance and income distributions are not guaranteed. You are advised to read and understand the contents of the Unit Trust Loan Financing Risk Disclosure Statement before deciding to borrow to purchase units. Where a unit split/distribution is declared, investors are advised that following the issue of additional units/distribution, the NAV per unit will be reduced from pre-unit split NAV/cum-distribution NAV to post-unit split NAV/ex-distribution NAV; and where a unit split is declared, the value of your investment in US Dollar will remain unchanged after the distribution of the additional units.

Carefully consider a fund's objective, risks, charges and expenses.

Visit [www.principal.com.my](http://www.principal.com.my) for a prospectus containing this and other information. Please read it carefully before investing.

Principal Asset Management Berhad

10th Floor, Bangunan CIMB, Jalan Semantan Damansara Heights, 50490 Kuala Lumpur.

Tel: (603) 2084 8888 Fax: (603) 2084 8899 Website: [www.principal.com.my](http://www.principal.com.my)