

CIMB-Principal Asia Pacific Dynamic Growth Fund - Class MYR

31 December 2019



Fund Objective

The Fund aims to achieve capital appreciation over the medium to long term.

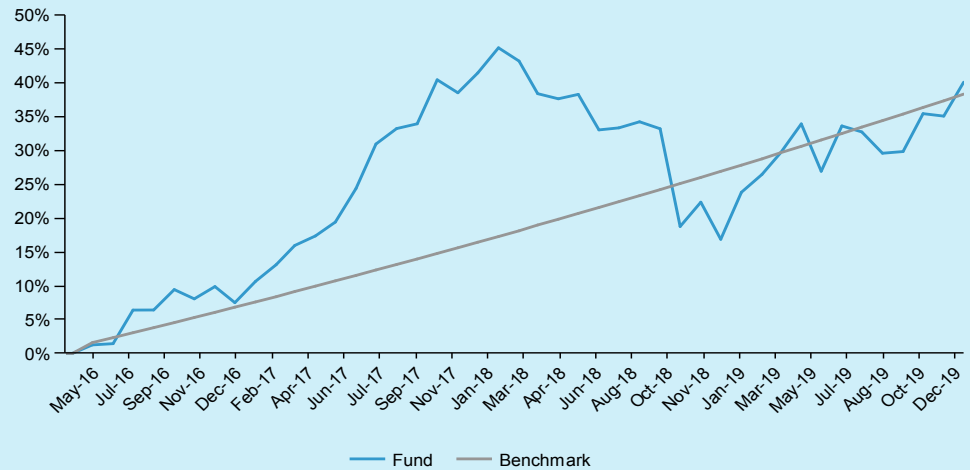
Currency: MYR ISIN Code: MYU1000FT006

Bloomberg Ticker: CIAPDGM MK

Fund Information

Domicile	Malaysia
Base Currency	US Dollar (USD)
Fund Inception	25 April 2016
Benchmark	9% p.a.
Application Fee	Principal Agency Distributor: Up to 6.50% of the NAV per unit IUTAs : Up to 5.50% of the NAV per unit
Management Fee	Up to 1.80% p.a. of the NAV of the Class in Malaysia
Trustee Fee	Up to 0.05% p.a. on the NAV of the Class
Fund Size (MYR)	MYR 346.20 million
NAV per unit (As at 31 December 2019)	MYR 1.4010

Fund Performance



Past performance does not guarantee future results. Asset allocation and diversification do not ensure a profit or protect against a loss.

Cumulative Performance (%)

	YTD	1 Month	3 Months	6 Months	1-Year	3-Year	5-Year	Since Inception
Fund	19.88	3.72	7.89	4.84	19.88	30.33	N/A	40.10
Benchmark	9.00	0.72	2.18	4.40	9.00	29.50	N/A	38.34

Calendar Year Returns (%)

	2018	2017	2016	2015	2014	2013
Fund	-17.39	31.61	N/A	N/A	N/A	N/A
Benchmark	9.00	9.00	N/A	N/A	N/A	N/A

Note: April 2016 to December 2019.

Performance data represents the combined income & capital return as a result of holding units in the fund for the specified length of time, based on bid to bid prices. Earnings are assumed to be reinvested.

Source : Lipper

Top 10 Holdings

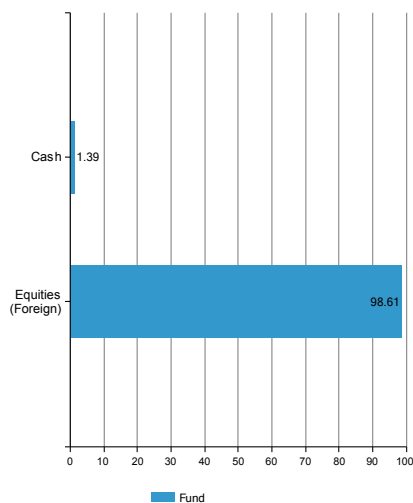
	Country	% of net assets
Taiwan Semiconductor Manuf	Taiwan	5.81
Alibaba Group Holding Ltd	Cayman Islands	5.60
Samsung Electronics Co. Ltd	South Korea	5.38
Tencent Hldg Ltd	HK, SAR China	4.42
Techtronic Industries Co	HK, SAR China	3.45
CSL Ltd	Australia	2.94
AIA Group Ltd	HK, SAR China	2.89
HDFC Bank Ltd	United States	2.81
Aristocrat Leisure Ltd	Australia	2.63
Reliance Industries Ltd	India	2.61

The holdings listed do not constitute a recommendation to purchase or sell a particular security. Cash and/or derivative positions that are not part of the core investment strategy will not be reflected in the top holdings list.

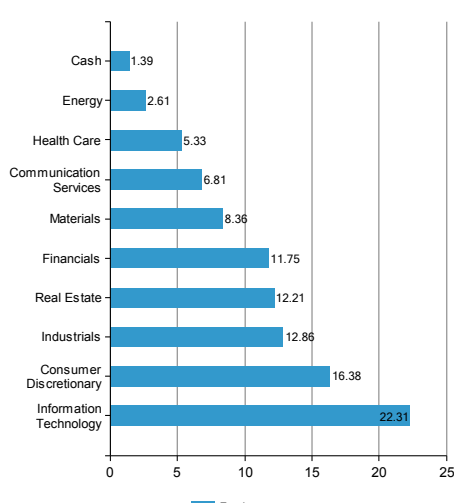
Fund Risk Statistics

Beta	-0.56
Information Ratio	-0.19
Sharpe Ratio	0.24
3 years monthly data	

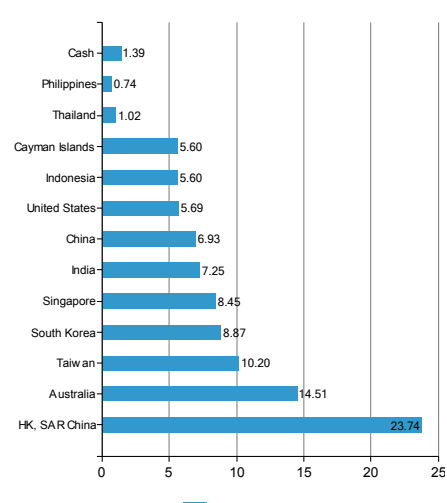
Asset Allocation (%)



Sector Allocation (%)



Regional Allocation (%)



Source: Factset. Fund holdings and allocations shown are unaudited and may not be representative of current or future investments. Percentages may not add up to 100% due to rounding and/or inclusion or exclusion of cash will not be reflected in the top holdings list.

^Based on the fund's portfolio returns as at 15 December 2019, the Volatility Factor (VF) for this fund is 11.890 and is classified as "Very High" (source: Lipper). "Very High" includes funds with VF that are above 11.185. The VF means there is a possibility for the fund in generating an upside return or downside return around this VF. The Volatility Class (VC) is assigned by Lipper based on quintile ranks of VF for qualified funds. VF is subject to monthly revision and VC will be revised every six months. The fund's portfolio may have changed since this date and there is no guarantee that the fund will continue to have the same VF or VC in the future. Presently, only funds launched in the market for at least 36 months will display the VF and its VC.

We recommend that you read and understand the contents of the CIMB-Principal Asia Pacific Dynamic Growth Fund Fund Prospectus dated 25 April 2017 which has been duly registered with the Securities Commission Malaysia, before investing and that you keep the said Prospectus for your record. Any issue of units to which the Prospectus relates will only be made upon receipt of the completed application form referred to in and accompanying the Prospectus, subject to the terms and conditions therein. Investments in the Fund are exposed to stock specific risk, country risk, liquidity risk, currency risk, credit and default risk, interest rate risk and risk of investing in emerging markets. You can obtain a copy of the Information Memorandum from the head office of Principal Asset Management Berhad (formerly known as CIMB-Principal Asset Management Berhad) or from any of our approved distributors. Product Highlight Sheet ("PHS") is available and that investors have the right to request for a PHS; and the PHS and any other product disclosure document should be read and understood before making any investment decision. There are fees and charges involved in investing in the funds. We suggest that you consider these charges carefully prior to making an investment. Unit prices and income distributions, if any, may fall or rise. Past performance is not reflective of future performance and income distributions are not guaranteed. You are advised to read and understand the contents of the Unit Trust Loan Financing Risk Disclosure Statement before deciding to borrow to purchase units. Where a unit split/distribution is declared, investors are advised that following the issue of additional units/distribution, the NAV per unit will be reduced from pre-unit split NAV/cum-distribution NAV to post-unit split NAV/ex-distribution NAV; and where a unit split is declared, the value of your investment in Malaysian Ringgit will remain unchanged after the distribution of the additional units.

Carefully consider a fund's objective, risks, charges and expenses. Visit www.principal.com.my for a prospectus containing this and other information. Please read it carefully before investing.